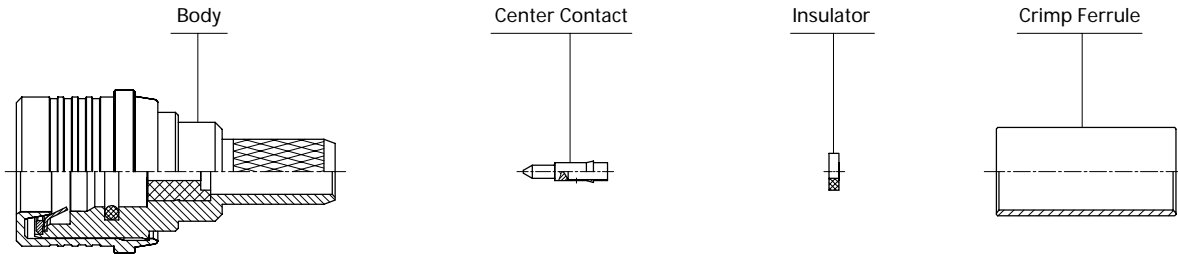
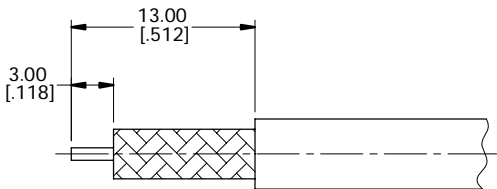


P/N: ANO 2611-2104

Description: QMA Straight Male Crimp for EP-180 Cable



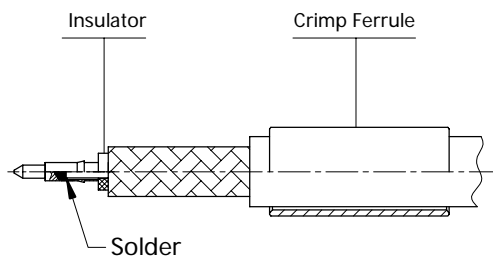
Step 1



Step 1

1.1 Strip the Cable, as shown.

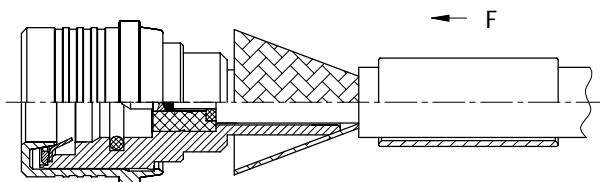
Step 2



Step 2

2.1 Solder center contact, as shown.
2.2 Slide crimp ferrule onto the cable.

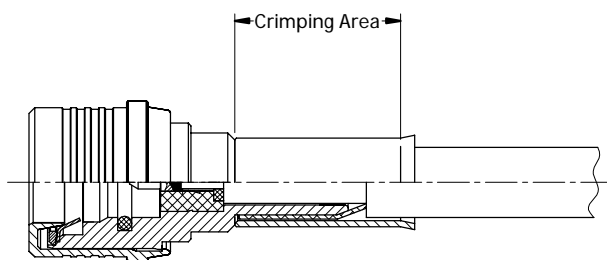
Step 3



Step 3

3.1 Fan the Braid.
3.2 Slide Cable the Body Under the Braid.
3.3 Slide the Ferrule Over the Braid in Derection F.

Step 4



Step 4

4.1 Crimp the Ferrule With Crimping Tool.
(Crimping Tool Board)
4.2 Cut the Excess of Braid.