

4

3

2

1

MATERIAL & FINISH:

- 1 BODY: STAINLESS STEEL, PASSIVATED
- 2 CENTER CONTACT: BERYLLIUM COPPER ALLOY, GOLD PLATED
- 3 INSULATOR: PEI
- 4 COUPLING NUT: STAINLESS STEEL, PASSIVATED

ELECTRICAL DATA:

- 1 IMPEDANCE: 50 Ω
- 2 FREQUENCY RANGE: DC~67 GHZ
- 3 VSWR: 1.25 MAX.

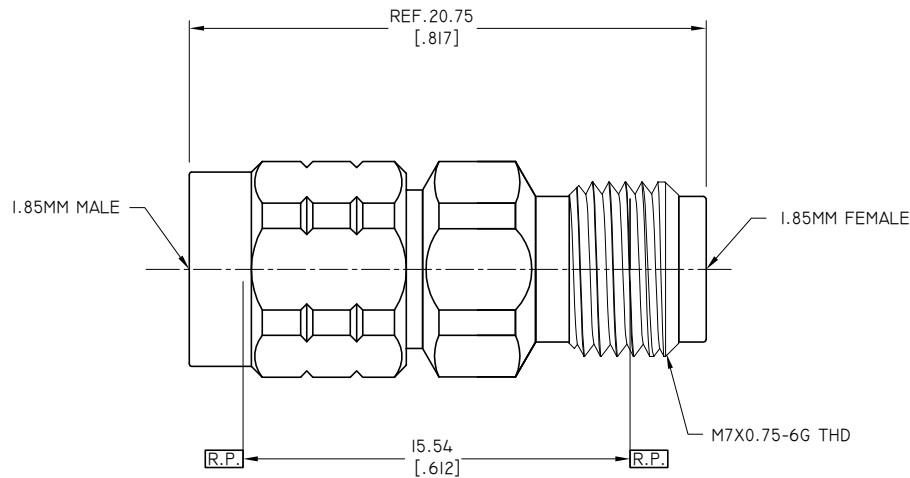
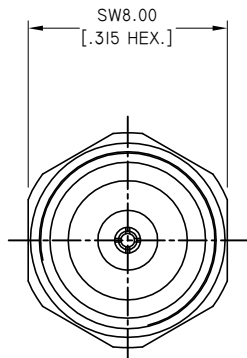
ENVIRONMENTAL DATA:

- 1 TEMPERATURE RANGE: -55 °C~+165 °C
- 2 2011/65/EU (RoHS): COMPLIANT


APPLICABLE STANDARDS:

- 1 INTERFACE ACCORDING TO: MIL-STD-348



REVISIONS			
REV.	DESCRIPTION	DATE	APPROVED
A	INITIAL RELEASE	03/26/13	J. QU
B	PART NO. CHANGED	06/12/15	J. QU
C	CHANGED DRAWINGS	04/24/18	J. QU



DRAWN	P. CHEN	DATE	04/24/18
CHECKED	L. YANG	DATE	04/24/18
APPROVED	J. QU	DATE	04/24/18
UNLESS OTHERWISE SPECIFIED DIMENSIONS ARE IN MILLIMETERS, DIMENSIONS IN [] ARE IN INCHES FOR CUSTOMER REFERENCE ONLY UNLESS OTHERWISE SPECIFIED TOLERANCE ARE:		THESE DRAWINGS AND SPECIFICATIONS ARE THE PROPERTY OF ANOISON ELECTRONICS LTD AND SHOULD NOT BE USED WITHOUT WRITTEN PERMISSION COPYRIGHT © 2018 ANOISON ELECTRONICS LTD	
.XX	±0.13 [.005"]		
.X	±0.20 [.008"]		
X°	±0.50 [.019"]		
X°	±1°		
X°	±2°		



TITLE
PRECISION ADAPTER
1.85MM MALE TO 1.85MM FEMALE

VIEW  

PART NO. PA6262B

SIZE A3	SCALE 5:1	SHEET 1/1	REV. C
-------------------	---------------------	---------------------	------------------

4

3

2

1