

4 3 2 1

REVISIONS			
REV.	DESCRIPTION	DATE	APPROVED
A	INITIAL RELEASE	09/17/25	J Q

**MATERIAL & FINISH:**

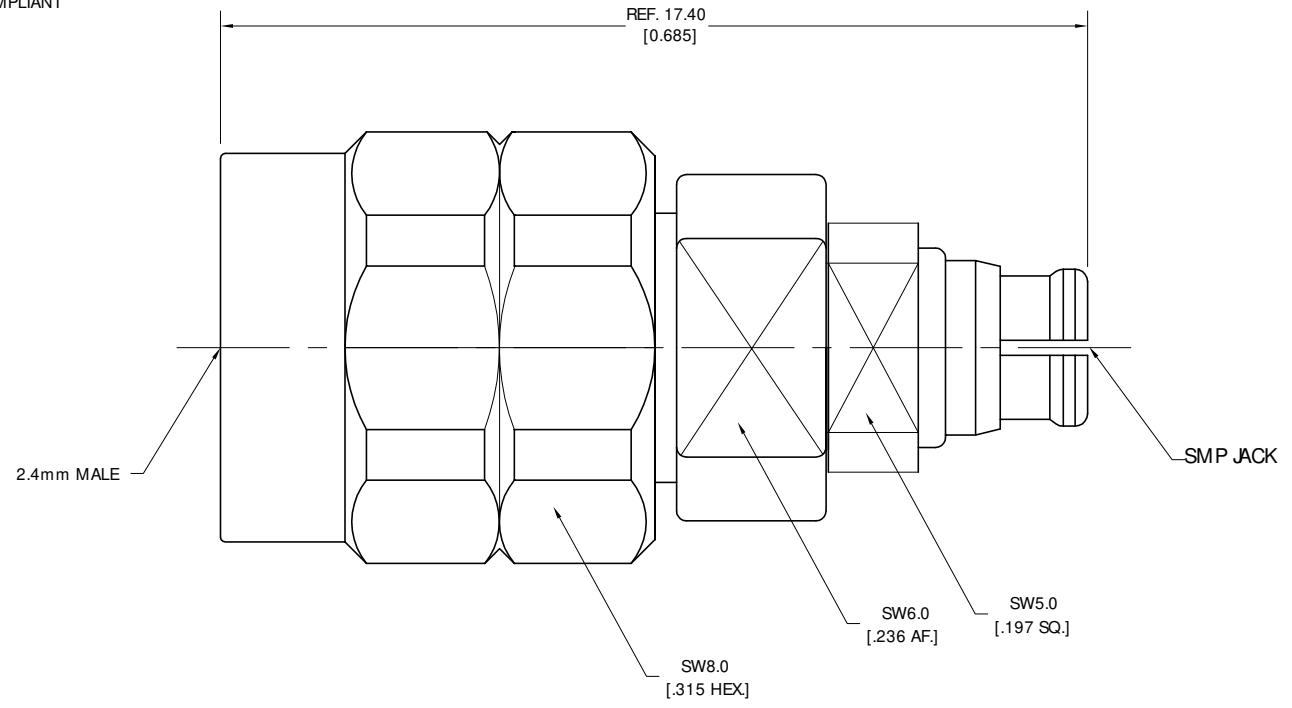
1. BODY: STAINLESS STEEL, PASSIVATED
2. CENTER CONTACT: BERYLLIUM COPPER ALLOY, GOLD PLATED
3. OUTER CONTACT: BERYLLIUM COPPER ALLOY, GOLD PLATED
4. INSULATOR: PEI
5. COUPLING NUT: STAINLESS STEEL, PASSIVATED

**ELECTRICAL DATA:**

1. IMPEDANCE: 50 OHMS
2. FREQUENCY RANGE: DC~40 GHz
3. VSWR: 1.25 MAX.



**ENVIRONMENTAL DATA:**

1. TEMPERATURE RANGE: -40 °C~+125 °C
2. 2011/65/EU(RoHS) AND 2015/863/(RoHS): COMPLIANT
- 3.1999/45/EC(REACH): COMPLIANT



DRAWN	P. C	DATE	09/17/25
CHECKED	L. Y	DATE	09/17/25
APPROVED	J Q	DATE	09/17/25
UNLESS OTHERWISE SPECIFIED DIMENSIONS ARE IN MILLIMETERS, DIMENSIONS IN [ ] ARE IN INCHES FOR CUSTOMER REFERENCE ONLY UNLESS OTHERWISE SPECIFIED TOLERANCE ARE:		THESE DRAWINGS AND SPECIFICATIONS ARE THE PROPERTY OF ANOISON ELECTRONICS LTD AND SHOULD NOT BE USED WITHOUT WRITTEN PERMISSION COPYRIGHT © 2025 ANOISON ELECTRONICS LTD	
XX	±0.13 [0.005"]		
X	±0.20 [0.008"]		
X	±0.50 [0.019"]		
X°	±1°		
X°	±2°		



TITLE			
PRECISION ADAPTER, 2.4mm MALE TO SMP JACK			
VIEW	PART NO.		
 	PA2293B		
SIZE	SCALE	SHEET	REV.
A3	10:1	1/1	A

4 3 2 1