

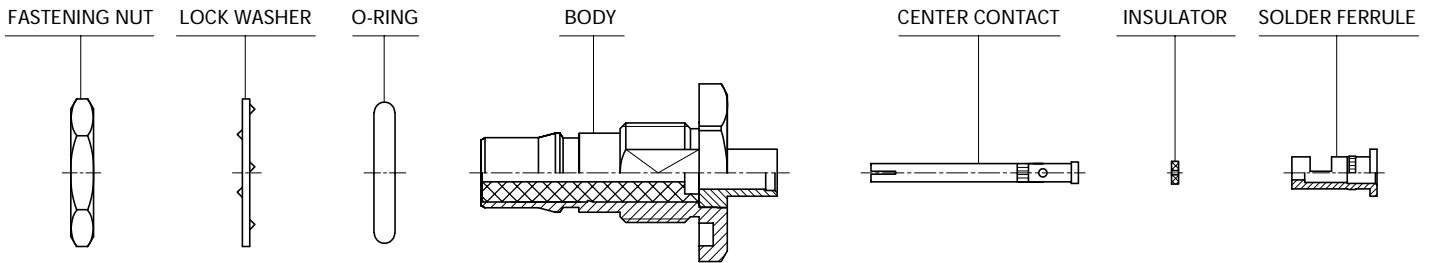
ASSEMBLY INSTRUCTIONS

AI 2611

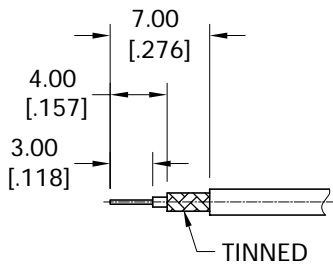


P/N: ANO 2612-1136

Description: QMA STRAIGHT FEMALE BULKHEAD WATERPROOF SOLDER FOR 1.13MM/1.32MM/1.37MM CABLE



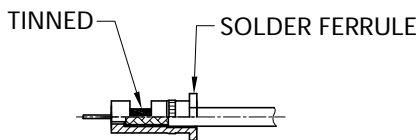
Step 1



Step 1

- a. Strip the cable as shown.
- b. Tin inner braid of cable.

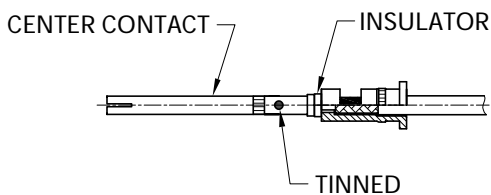
Step 2



Step 2

- a. Solder ferrule Solder onto the cable.

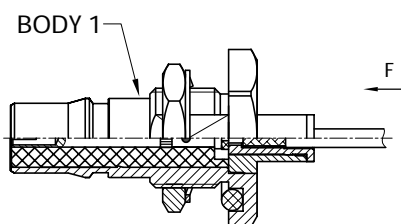
Step 3



Step 3

- a. Slide insulator onto the cable.
- b. Solder center contact onto the cable.

Step 4



Step 4

- a. Press the sub-assembly into the body 1 until it stops.
- b. Slide o-ring, washer lock and fastening nut into connector body.