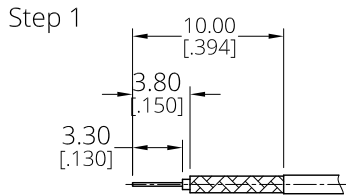
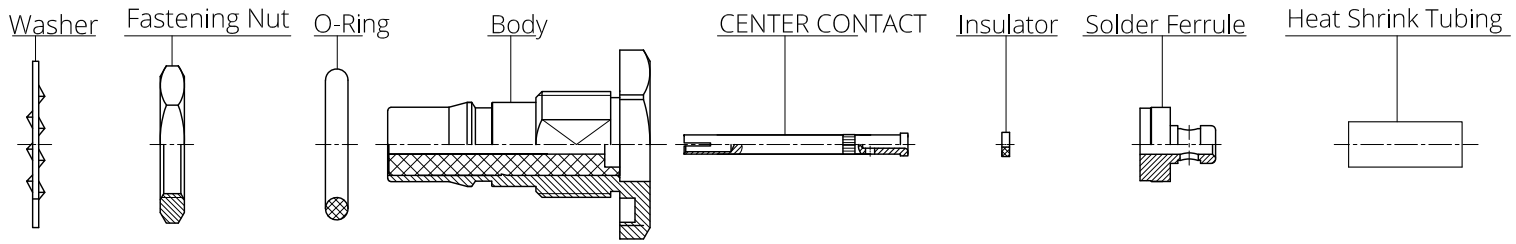
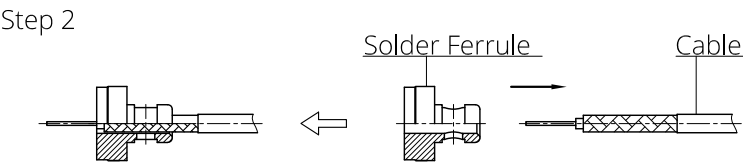


P/N: ANO 2612-1034

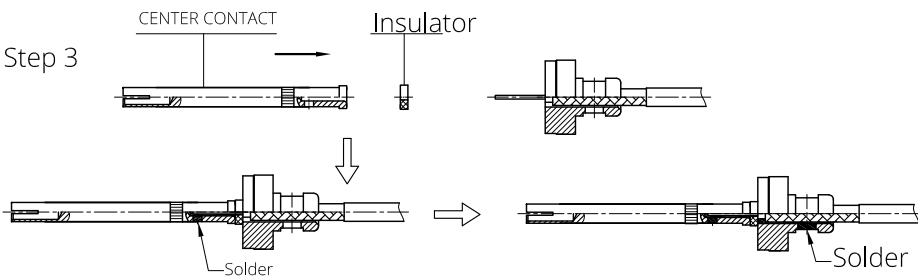
Description: QMA Straight Female Bulkhead Solder for 1.13MM/1.32MM/1.37MM Cable



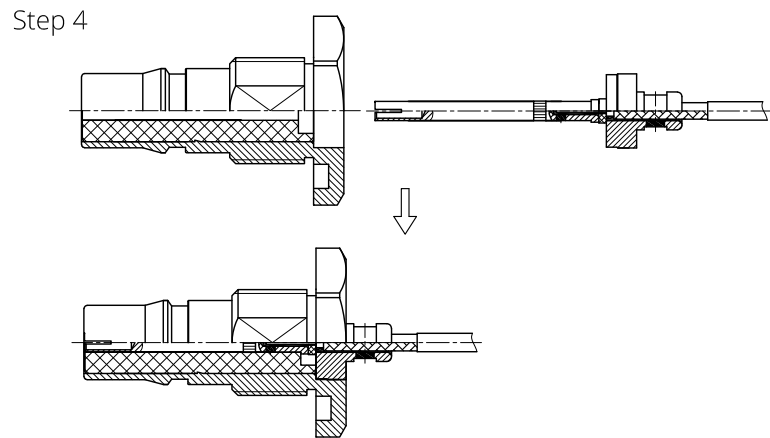
Step 1
1.1 Strip the Cable, as shown.



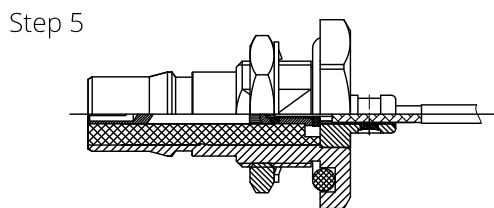
Step 2
2.1 Slide the body onto the cable



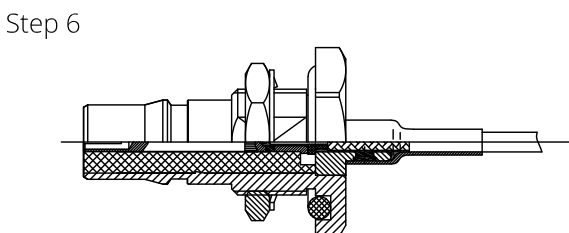
Step 3
3.1 Slide Insulator onto the cable.
3.2 Solder the cable inner conductor into the center contact
3.3 Solder outer contact



Step 4
4.1 Press the sub-assembly into the outer contact until it stops



Step 5
5.1 Slide O-Ring, Washer, fastening nut into connector body.



Step 6
6.1 Slide heat shrink tube onto the cable, Pyrocondensation