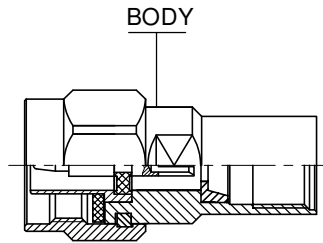
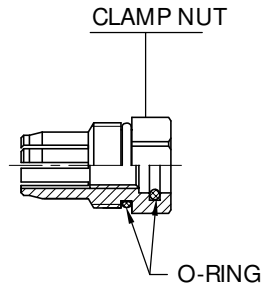


P/N: ANO 5111-2428

Description: N STRAIGHT MALE CLAMP ATTACHMENT FOR 1/4" SUPER FLEX CABLE



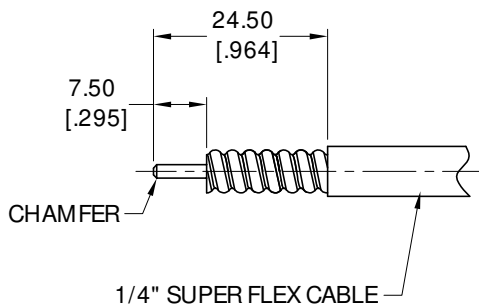
BODY



CLAMP NUT

O-RING

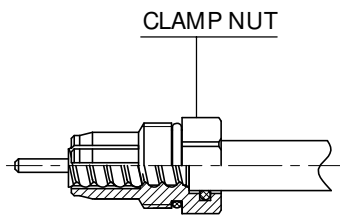
Step 1



Step 1

- a. Cut the outer conductor and dielectric of the wave as shown.
- b. Deburr outer conductor and make a 0.5 [.02] chamfer on center conductor.

Step 2

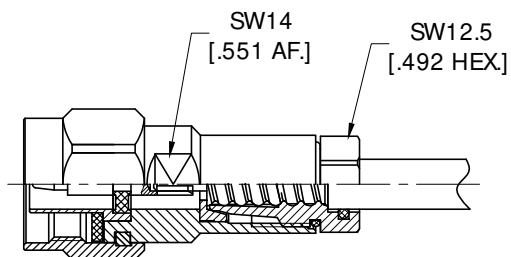


CLAMP NUT

Step 2

- a. ROTATE THE CLAMP NUT UNTIL IT BOTTOMS THE JACKET.

Step 3



Step 3

- a. SCREW SUB-ASSEMBLY INTO THE CONNECTOR BODY.  
(RECOMMENDED COUPLING TORQUE 75.23 IN.LB - 8.5 NM).