

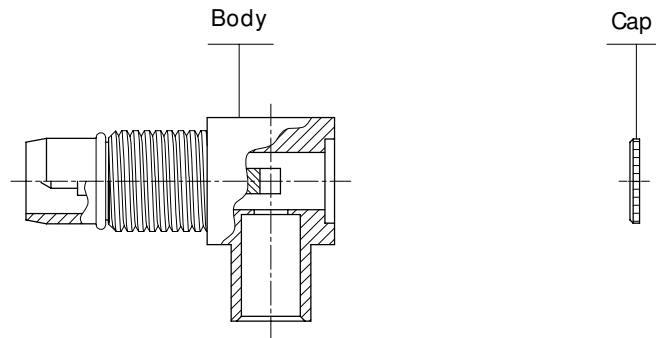
ASSEMBLY INSTRUCTIONS

AI 1402

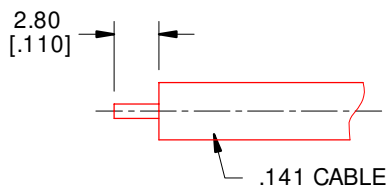


P/N: ANO 1421-1018

Description: BMA Right Angle Male Bulkhead Solder for .141 Cable



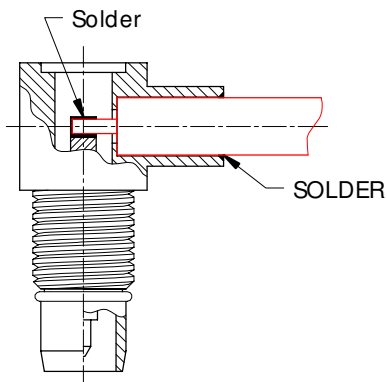
Step 1



Step 1

a. Cut the outer conductor and dielectric of the wave, as shown.

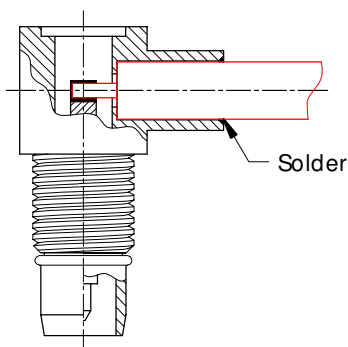
Step 2



Step 2

Solder center contact, as shown.

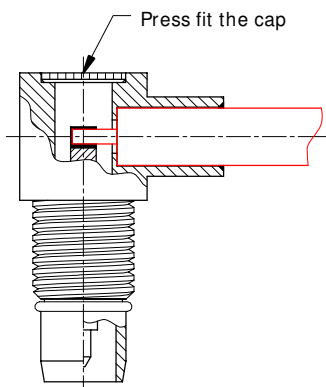
Step 3



Step 3

Solder the body onto the cable, as shown.

Step 4



Step 4

Press fit the cap.