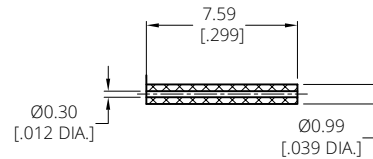
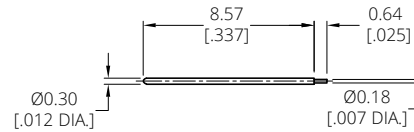


MATERIAL & FINISH

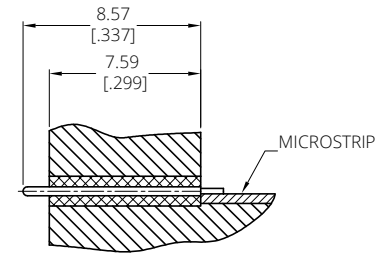
LAUNCH PIN: BERYLLIUM COPPER ALLOY, GOLD PLATING

REV.	DESCRIPTION	DATE	APPROVED
A	INITIAL RELEASE	08/29/24	J. Q

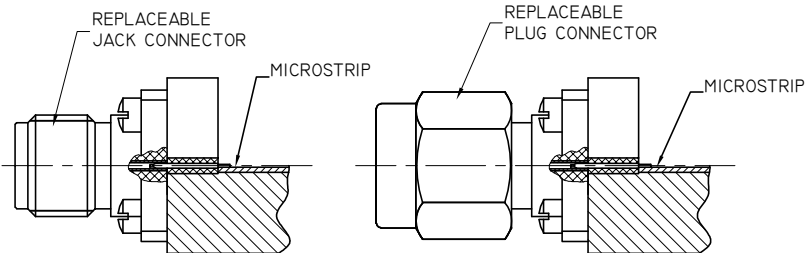
DIELECTRIC TRANSITION



* DIELECTRIC IS PTFE



APPLICATION



DRAWN	W. Y	DATE	08/29/24
CHECKED	X. Y	DATE	08/29/24
APPROVED	J. Q	DATE	08/29/24
UNLESS OTHERWISE SPECIFIED DIMENSIONS ARE IN MILLIMETERS, DIMENSIONS IN [] ARE IN INCHES FOR CUSTOMER REFERENCE ONLY UNLESS OTHERWISE SPECIFIED TOLERANCE ARE:		THESE DRAWINGS AND SPECIFICATIONS ARE THE PROPERTY OF ANOISON ELECTRONICS LTD AND SHOULD NOT BE USED WITHOUT WRITTEN PERMISSION COPYRIGHT © 2024 ANOISON ELECTRONICS LTD	
XX	±0.13 [.005"]		
X	±0.20 [.008"]		
x	±0.50 [.019"]		
x°	±1°		
x"	±2°		



TITLE
LAUNCH PIN TRANSITIONS TO MICROSTRIP CIRCUITS FOR PANEL MOUNT CONNECTORS

VIEW	PART NO. ANO M-029G			
	SIZE A3	SCALE 4:1	SHEET 1/1	REV. A