

4

3

2

1

1.0 MATERIAL & FINISH:

- 1.1 BODY: STAINLESS STEEL, PASSIBATED
- 1.2 CENTER CONTACT: BERYLLIUM COPPER ALLOY, GOLD PLATED
- 1.3 INSULATOR: PTFE

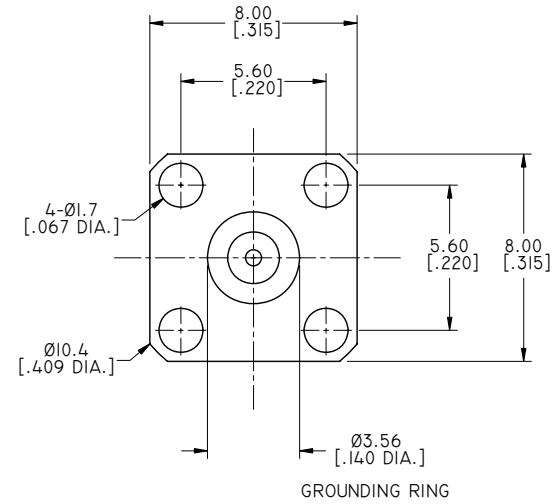
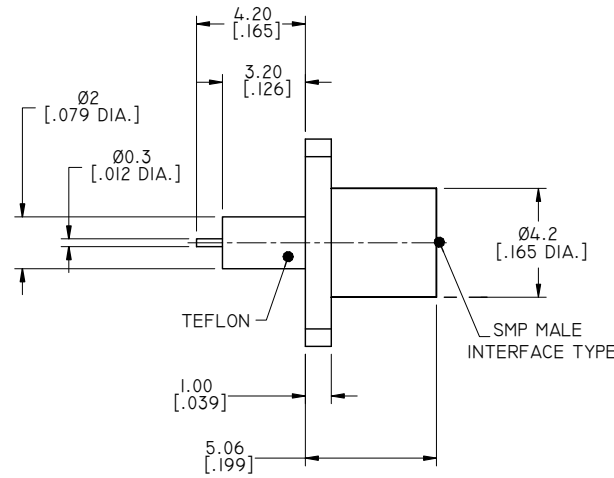
2.0 ELECTRICAL DATA:

- 2.1 IMPEDANCE: 50 Ω
- 2.2 FREQUENCY RANGE: DC~18GHZ
- 2.3 VSWR: 1.20 MAX.
- 2.4 INSERTION LOSS: 0.5 DB MAX.

3.0 ENVIRONMENTAL DATA:

- 3.1 TEMPERATURE RANGE: -55°C~+125°C
- 3.2 2011/65/EU(RoHS) AND 2015/863/(RoHS): COMPLIANT
- 3.3 1999/45/EC(REACH): COMPLIANT

REVISIONS			
REV.	DESCRIPTION	DATE	APPROVED
A	INITIAL RELEASE	10/17/18	J. QU
B	8.00 WAS 9.00	10/29/18	J. QU
C	3.20 WAS 2.20, Ø0.30 WAS Ø0.62	11/12/18	J. QU

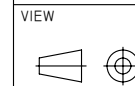


PART NO.	SMP INTERFACE TYPE
ANO 9311-3101-1	FULL DETENT
ANO 9311-3101-2	LIMITED DETENT
ANO 9311-3101-3	SMOOTH BORE

DRAWN	P. CHEN	DATE	11/12/18
CHECKED	X. B. YANG	DATE	11/12/18
APPROVED	J. QU	DATE	11/12/18
UNLESS OTHERWISE SPECIFIED DIMENSIONS ARE IN MILLINMETERS, DIMENSIONS IN [] ARE IN INCHES FOR CUSTOMER REFERENCE ONLY UNLESS OTHERWISE SPECIFIED TOLERANCE ARE:		THESE DRAWINGS AND SPECIFICATIONS ARE THE PROPERTY OF ANOISON ELECTRONICS LTD AND SHOULD NOT BE USED WITHOUT WRITTEN PERMISSION COPYRIGHT © 2018 ANOISON ELECTRONICS LTD	
.XX	±0.13 [.005"]		
.X	±0.20 [.008"]		
X	±0.50 [.019"]		
.X°	±1°		
X°	±2°		



TITLE
SMP STRAIGHT MALE 4 HOLE FLANGE PANEL MOUNT RECEPTACLE



PART NO. ANO 9311-3101			
SIZE A3	SCALE 5:1	SHEET 1/1	REV. C

4

3

2

1

D

C

B

A

D

C

B

A