

MATERIAL & FINISH:

- 1 BODY: BRASS, GOLD 0.2 μ M OVER NICKEL 2 μ M PLATED
- 2 CENTER CONTACT: BRASS, GOLD 1.3 μ M OVER NICKEL 2 μ M PLATED
- 3 FASTENING NUT: BRASS, GOLD 0.2 μ M OVER NICKEL 2 μ M PLATED
- 4 LOCK WASHER: BRASS, GOLD 0.2 μ M OVER NICKEL 2 μ M PLATED
- 5 INSULATOR: PTFE
- 6 O-RING: FLUOROCARBON RUBBER

MECHANICAL DATA:

- 1 CENTER CONTACT RETENTION
AXIAL FORCE-MATING END -- 10 N MIN.
AXIAL FORCE-OPPOSITE END -- 10 N MIN.
TORQUE -- NA N.CM MIN.
- 2 RECOMMENDED TORQUE
MATING -- NA N.CM
PANEL NUT -- 60 N.CM
- 3 MATING LIFE: 500 CYCLE MIN.
- 4 WEIGHT: 2.74 G

ELECTRICAL DATA:

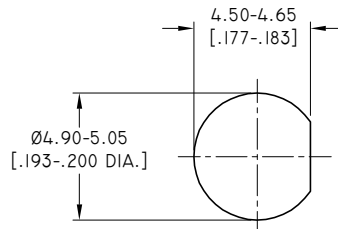
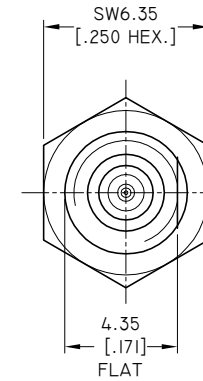
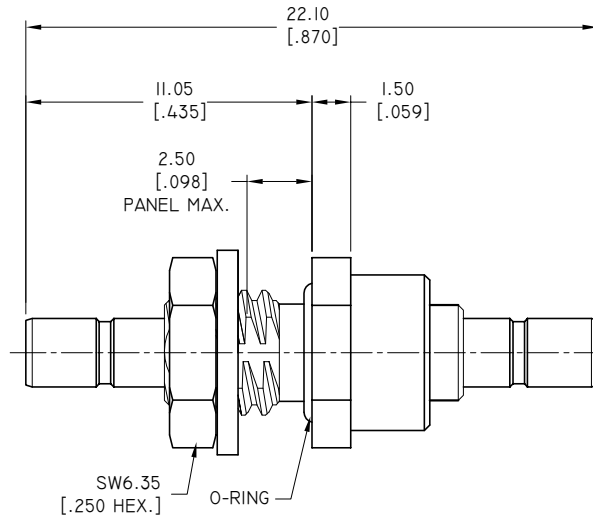
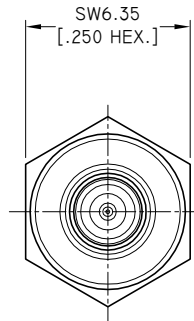
- 1 IMPEDANCE: 50 Ω
- 2 FREQUENCY RANGE: DC~4 GHz
- 3 VSWR: 1.08+0.02 X F(GHZ) MAX.
- 4 INSERTION LOSS: 0.25 X \sqrt{F} (GHZ) DB MAX.
- 5 VOLTAGE RATING: 350 VEFF MAX.
- 6 DIELECTRIC WITHSTANDING VOLTAGE: 500 VEFF MIN.
- 7 INSULATION RESISTANCE: 1000 M Ω MIN.

ENVIRONMENTAL DATA:

- 1 TEMPERATURE RANGE: -65 $^{\circ}$ C~+165 $^{\circ}$ C
- 2 2011/65/EU(RoHS) AND 2015/863/(RoHS): COMPLIANT
- 3 1907/2006/EC(REACH): COMPLIANT
- 4 HERMETICITY: BETTER THAN IX10⁻⁶ ATM.CM³/S CC/SEC
- 5 PANEL LEAKAGE: IP54

REVISIONS

REV.	DESCRIPTION	DATE	APPROVED
A	INITIAL RELEASE	03/30/20	J. QU



RECOMMENDED MOUNTING HOLE

DRAWN	X. B. YANG	DATE	03/30/20
CHECKED	W. YANG	DATE	03/30/20
APPROVED	J. QU	DATE	03/30/20

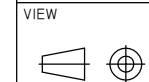
UNLESS OTHERWISE SPECIFIED DIMENSIONS ARE IN MILLIMETERS, DIMENSIONS IN [] ARE IN INCHES FOR CUSTOMER REFERENCE ONLY UNLESS OTHERWISE SPECIFIED TOLERANCE ARE:

.XX	±0.13 [.005"]
.X	±0.20 [.008"]
X	±0.50 [.019"]
.X°	±1°
X°	±2°

THESE DRAWINGS AND SPECIFICATIONS ARE THE PROPERTY OF ANOISON ELECTRONICS LTD AND SHOULD NOT BE USED WITHOUT WRITTEN PERMISSION
COPYRIGHT © 2020 ANOISON ELECTRONICS LTD



TITLE
ADAPTER, SSMB JACK TO SSMB JACK BULKHEAD PANEL SEAL



PART NO. ANO 722-722-1535			
SIZE A3	SCALE 5:1	SHEET 1/1	REV. A