

4

3

2

1

MATERIAL & FINISH:

- 1. BODY: STAINLESS STEEL, PASSIVATED
- 2. CENTER CONTACT: BERYLLIUM COPPER ALLOY, GOLD PLATED
- 3. COUPLING NUT: STAINLESS STEEL, PASSIVATED
- 4. INSULATOR: PEI

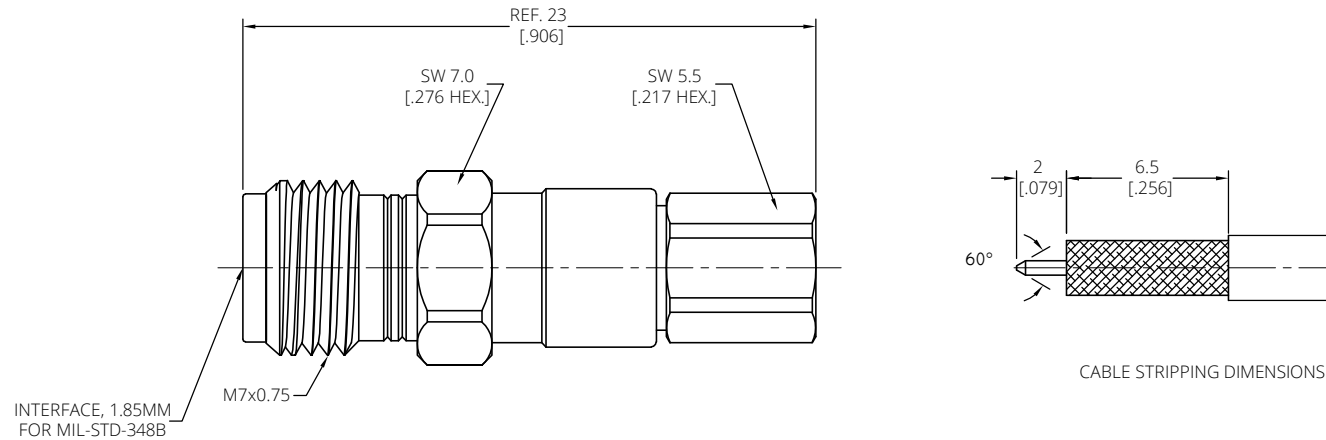
ELECTRICAL DATA:

- 1. IMPEDANCE: 50 OHMS
- 2. FREQUENCY RANGE: DC~67 GHz
- 3. VSWR: 1.35 MAX.


ENVIRONMENTAL DATA:

- 1. TEMPERATURE RANGE: -40°C~+125°C
- 2. 2011/65/EU(RoHS) AND 2015/863/(RoHS): COMPLIANT
- 3. 1999/45/EC(REACH): COMPLIANT

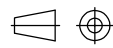
REVISIONS			
REV.	DESCRIPTION	DATE	APPROVED
A	INITIAL RELEASE	08/19/20	J. QU



DRAWN	P. CHEN	DATE	08/19/20
CHECKED	L. YANG	DATE	08/19/20
APPROVED	J. QU	DATE	08/19/20
UNLESS OTHERWISE SPECIFIED DIMENSIONS ARE IN MILLIMETERS, DIMENSIONS IN [] ARE IN INCHES FOR CUSTOMER REFERENCE ONLY UNLESS OTHERWISE SPECIFIED TOLERANCE ARE:		THESE DRAWINGS AND SPECIFICATIONS ARE THE PROPERTY OF ANOISON ELECTRONICS LTD AND SHOULD NOT BE USED WITHOUT WRITTEN PERMISSION COPYRIGHT © 2020 ANOISON ELECTRONICS LTD	
XX	±0.13 [005"]		
X	±0.20 [008"]		
X	±0.50 [019"]		
X*	±1°		
X*	±2°		



TITLE
1.85MM STRAIGHT FEMALE SOLDER FOR UT-085/UT-085C-FORM CABLE

VIEW 

PART NO.
ANO 6212-2039

SIZE A3	SCALE 5:1	SHEET 1/1	REV. A
-------------------	---------------------	---------------------	------------------

4

3

2

1