

4

3

2

1

1.0 MATERIAL & FINISH

- 1.1 BODY: STAINLESS STEEL, GOLD PLATED
 1.2 CENTER CONTACT: BERYLLIUM COPPER ALLOY, GOLD PLATED
 1.3 COUPLING NUT: STAINLESS STEEL, PASSIVATED
 1.4 INSULATOR: PEI

3.0 ELECTRICAL DATA:

- 3.1 IMPEDANCE: 50 OHMS
 3.2 FREQUENCY RANGE: DC~67GHZ

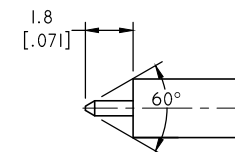
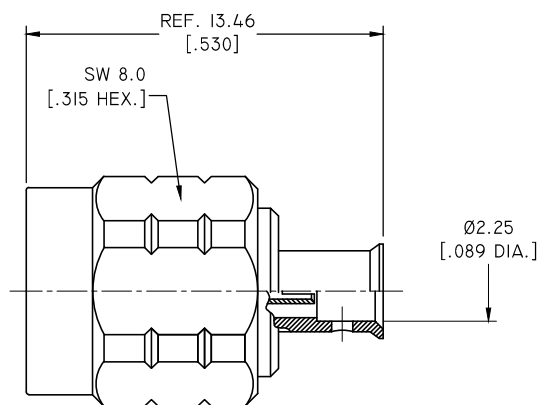
4.0 MECHANICAL DATA:

- 4.1 MECHANICAL DURABILITY: 500 CYCLES MIN.
 4.2 CENTER CONTACT: CAPTIVATED
 4.3 OUTER CONTACT: SOLDERED



2.0 ENVIRONMENTAL DATA:

- 2.1 TEMPERATURE RANGE: -55°C~+165°C
 2.2 2011/65/EU (RoHS): COMPLIANT

REVISIONS			
REV.	DESCRIPTION	DATE	APPROVED
A	INITIAL RELEASE	06/29/18	J. QU



CABLE STRIPPING DIMENSIONS

DRAWN	W. YANG	DATE	06/29/18					
CHECKED	X. B. YANG	DATE	06/29/18					
APPROVED	J. QU	DATE	06/29/18					
UNLESS OTHERWISE SPECIFIED DIMENSIONS ARE IN MILLIMETERS, DIMENSIONS IN [] ARE IN INCHES FOR CUSTOMER REFERENCE ONLY UNLESS OTHERWISE SPECIFIED TOLERANCE ARE:		THESE DRAWINGS AND SPECIFICATIONS ARE THE PROPERTY OF ANOISON ELECTRONICS LTD AND SHOULD NOT BE USED WITHOUT WRITTEN PERMISSION COPYRIGHT © 2018 ANOISON ELECTRONICS LTD		TITLE 1.85MM STRAIGHT MALE SOLDER FOR UT-085/UT-085C-FORM CABLE CAPTIVATED CONTACT				
.XX ±0.13 [.005"] .X ±0.20 [.008"] X ±0.50 [.019"] .X° ±1° X° ±2°				VIEW	PART NO. ANO 6211-2031			
					SIZE A3	SCALE 5:1	SHEET 1/1	REV. A