

4

3

2

1

MATERIAL & FINISH:

- 1 BODY: BRASS, NICKEL PLATED
- 2 CENTER CONTACT: BRASS, SILVER PLATED
- 3 INSULATOR: PTFE
- 4 COUPLING NUT: BRASS, NICKEL PLATED
- 5 CRIMP FERRULE: COPPER, NICKEL PLATED
- 6 GASKET: SILICONE RUBBER

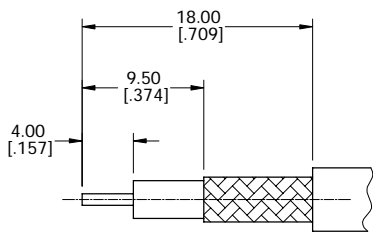
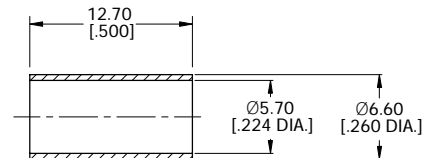
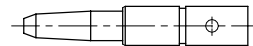
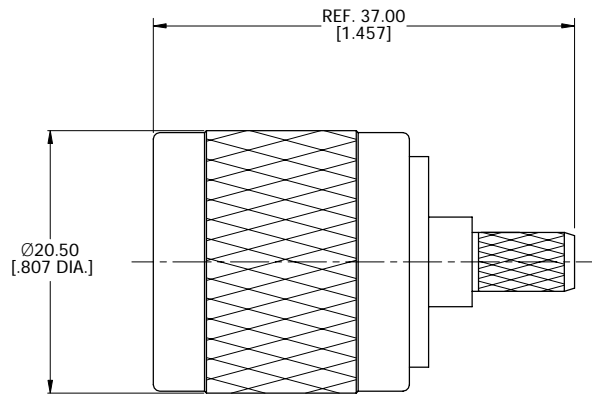
ELECTRICAL DATA:

- 1 IMPEDANCE: 50 Ω
- 2 FREQUENCY RANGE: DC-6 GHz

ENVIRONMENTAL DATA:

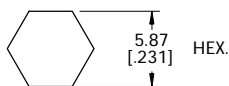
- 1 TEMPERATURE RANGE: -55°C - +125°C
- 2 2011/65/EU(RoHS) AND 2015/863/(RoHS): COMPLIANT
- 3 1907/2006/EC(REACH): COMPLIANT

REVISIONS			
REV.	DESCRIPTION	DATE	APPROVED
A	INITIAL RELEASE	11/20/24	J. Q



CABLE STRIPPING DIMENSIONS

HEX. CRIMP TOOL



CRIMP WIDTH: 10 [.394]

DRAWN	X. Y	DATE	11/20/24
CHECKED	W. Y	DATE	11/20/24
APPROVED	J. Q	DATE	11/20/24

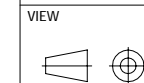
UNLESS OTHERWISE SPECIFIED DIMENSIONS ARE IN MILLIMETERS, DIMENSIONS IN [] ARE IN INCHES FOR CUSTOMER REFERENCE ONLY UNLESS OTHERWISE SPECIFIED TOLERANCE ARE:

XX	±0.13 [.005"]
X	±0.20 [.008"]
X	±0.50 [.019"]
X°	±1°
X"	±2°

THESE DRAWINGS AND SPECIFICATIONS ARE THE PROPERTY OF ANOISON ELECTRONICS LTD AND SHOULD NOT BE USED WITHOUT WRITTEN PERMISSION COPYRIGHT © 2024 ANOISON ELECTRONICS LTD



TITLE
SC STRAIGHT MALE CRIMP FOR RG142/RG223 CABLE



PART NO. ANO 5911-2025			
SIZE A3	SCALE 4:1	SHEET 1/1	REV. A

4

3

2

1