

1.0 MATERIAL & FINISH

- 1.1 BODY: BRASS, ALBALOY PLATED
- 1.2 CENTER CONTACT: BRASS, SEE TABLE
- 1.3 INSULATOR: PTFE
- 1.4 UNLOCK SLEEVE: BRASS, SEE TABLE

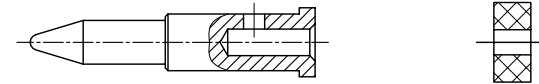
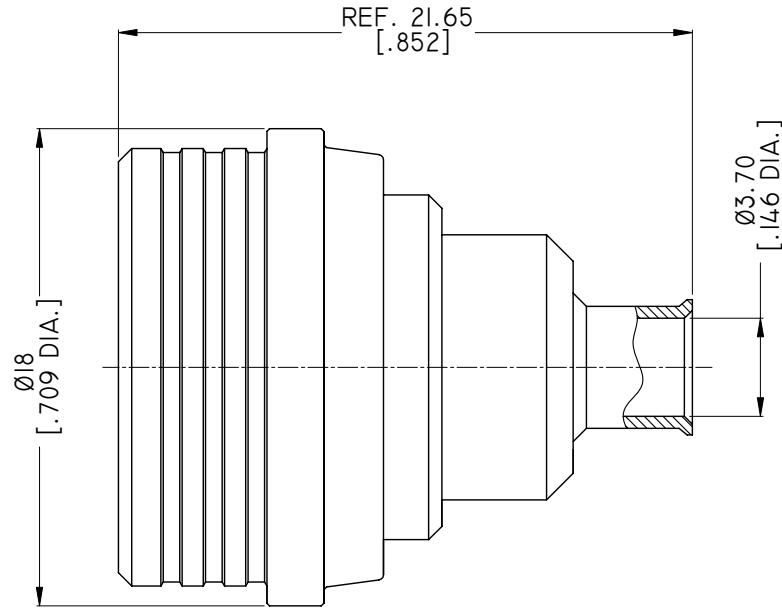
2.0 ENVIRONMENTAL DATA:

- 2.1 TEMPERATURE RANGE: -65°C~+125°C
- 2.2 2011/65/EU (RoHS): COMPLIANT

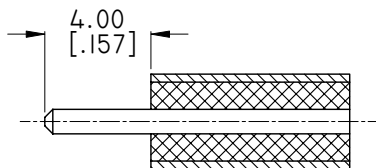
3.0 ELECTRICAL DATA:

- 3.1 IMPEDANCE: 50 OHMS
- 3.2 FREQUENCY RANGE: DC~18 GHZ
- 3.3 VSWR: 1.30 MAX. DC~6 GHZ

REVISIONS			
REV.	DESCRIPTION	DATE	APPROVED
F	FINISH CHANGED	08/06/13	J. QU
G	OUTLINE DRAWING CHANGED	06/09/17	J. QU



PART NUMBER	PART	FINISH
ANO 5311-2010	CENTER CONTACT	GOLD
	UNLOCK SLEEVE	NICKEL
ANO 5311-2010-I	CENTER CONTACT	SILVER
	UNLOCK SLEEVE	ALBALOY



CABLE STRIPPING DIMENSIONS

DRAWN	W. YANG	DATE	06/09/17
CHECKED	L. YANG	DATE	06/09/17
APPROVED	J. QU	DATE	06/09/17
UNLESS OTHERWISE SPECIFIED DIMENSIONS ARE IN MILLINMETERS, DIMENSIONS IN [ ] ARE IN INCHES FOR CUSTOMER REFERENCE ONLY UNLESS OTHERWISE SPECIFIED TOLERANCE ARE:		THESE DRAWINGS AND SPECIFICATIONS ARE THE PROPERTY OF ANOISON ELECTRONICS LTD AND SHOULD NOT BE USED WITHOUT WRITTEN PERMISSION COPYRIGHT © 2017 ANOISON ELECTRONICS LTD	
.XX	±0.13 [.005"]		
.X	±0.20 [.008"]		
X	±0.50 [.019"]		
.X°	±1°		
X°	±2°		



TITLE			
HPQN STRAIGHT MALE SOLDER FOR .141 CABLE			
VIEW	PART NO.		
	ANO 5311-2010		
SIZE	SCALE	SHEET	REV.
A3	5:1	1/1	G