

**MATERIAL & FINISH:**

- 1 BODY: BRASS, NICKEL PLATED
- 2 CENTER CONTACT: BRASS, GOLD PLATED
- 3 FASTENING NUT: BRASS, NICKEL PLATED
- 4 COUPLING NUT: BRASS, NICKEL PLATED
- 5 RETAINING RING: PHOSPHOR BRONZE
- 6 INSULATOR: PTFE
- 7 GASKET: SILICONE RUBBER

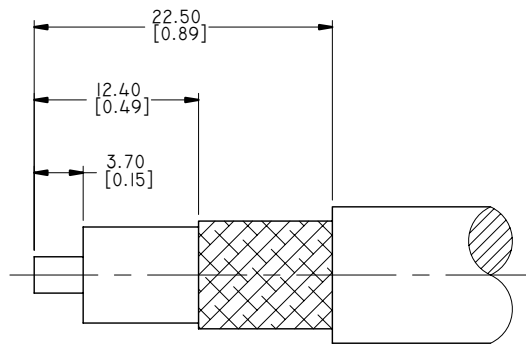
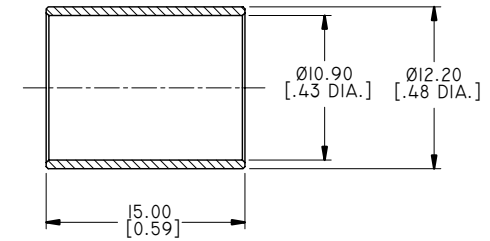
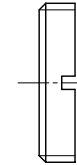
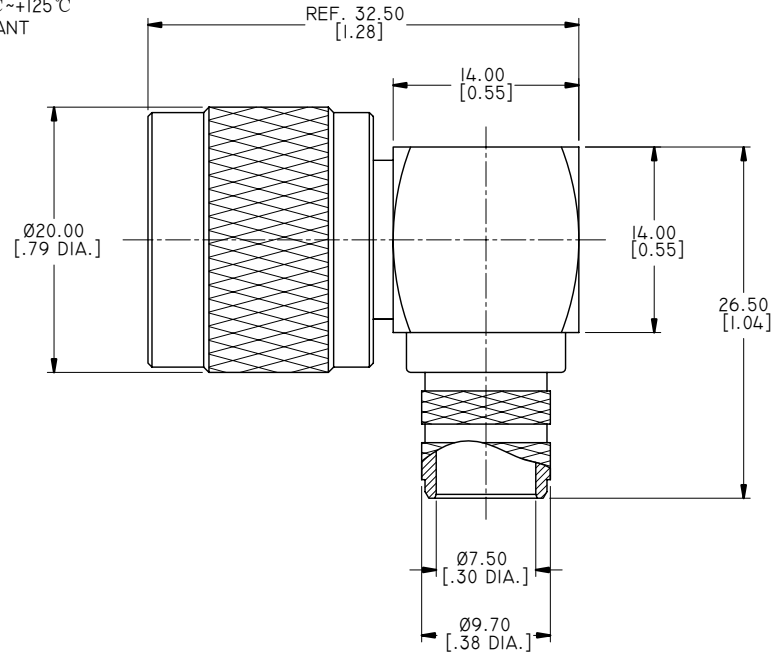
**ENVIRONMENTAL DATA:**

- 1 TEMPERATURE RANGE: -40°C~+125°C
- 2 2011/65/EU (RoHS): COMPLIANT

**ELECTRICAL DATA:**

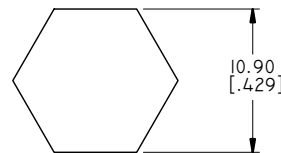
- 1 IMPEDANCE: 50 Ω
- 2 FREQUENCY RANGE: DC~11 GHz

REVISIONS			
REV.	DESCRIPTION	DATE	APPROVED
A	INITIAL RELEASE	02/17/11	J. QU



CABLE STRIPPING DIMENSIONS

**HEX. CRIMP TOOL**



CRIMP WIDTH: 12.0 [.472]

DRAWN	Z. SHEN	DATE	02/17/11
CHECKED	L. YANG	DATE	02/17/11
APPROVED	J. QU	DATE	02/17/11
UNLESS OTHERWISE SPECIFIED DIMENSIONS ARE IN MILLIMETERS, DIMENSIONS IN [ ] ARE IN INCHES FOR CUSTOMER REFERENCE ONLY UNLESS OTHERWISE SPECIFIED TOLERANCE ARE:		THESE DRAWINGS AND SPECIFICATIONS ARE THE PROPERTY OF ANOISON ELECTRONICS LTD AND SHOULD NOT BE USED WITHOUT WRITTEN PERMISSION COPYRIGHT © 2011 ANOISON ELECTRONICS LTD	
.XX	±0.13 [.005"]		
.X	±0.20 [.008"]		
X	±0.50 [.019"]		
.X°	±1°		
X°	±2°		



TITLE  
N RIGHT ANGLE MALE CRIMP FOR LMR400 CABLE

VIEW	PART NO. ANO 5121-2036			
SIZE A3	SCALE 2.5:1	SHEET 1/1	REV. A	