

MATERIAL & FINISH:

- 1 BODY: BRASS, NICKEL PLATED
- 2 CENTER CONTACT: PHOSPHOR BRONZE, GOLD PLATED
- 3 FASTENING NUT: BRASS, NICKEL PLATED
- 4 LOCK WASHER: PHOSPHOR BRONZE, NICKEL PLATED
- 5 INSULATOR: PTFE
- 6 O-RING: SILICONE RUBBER

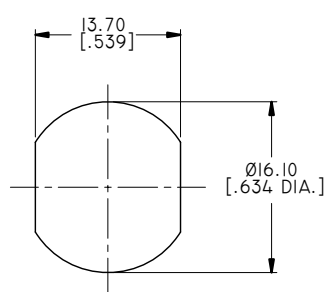
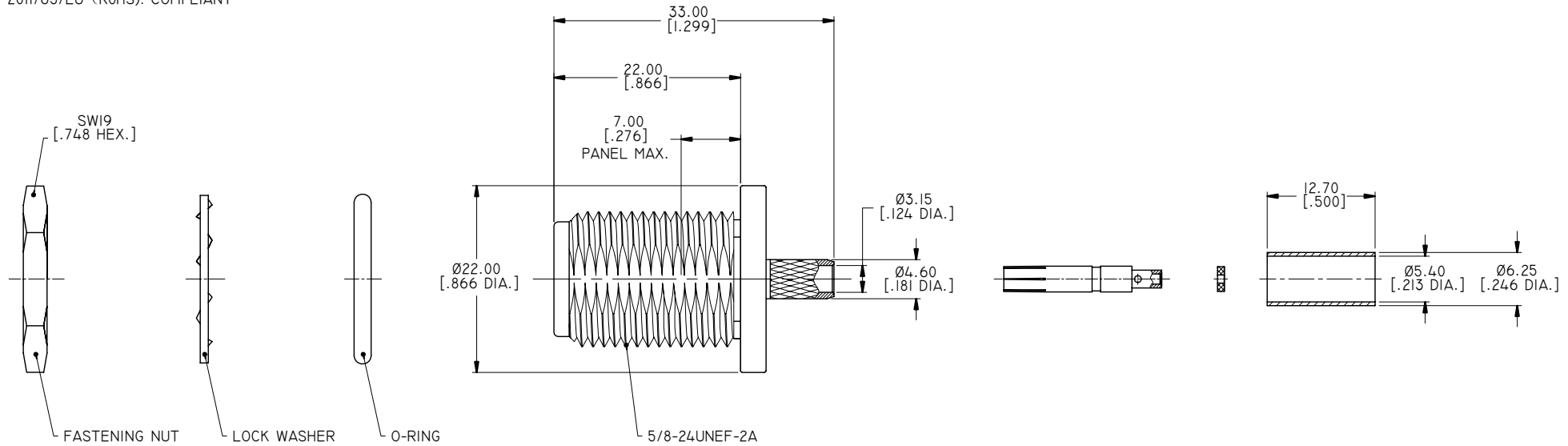
ELECTRICAL DATA:

- 1 IMPEDANCE: 50 Ω
- 2 FREQUENCY RANGE: DC~6 GHz

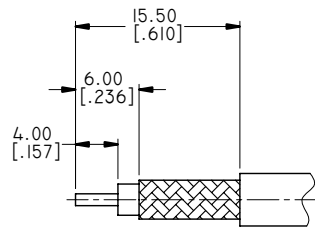
ENVIRONMENTAL DATA:

- 1 TEMPERATURE RANGE: -40°C~+155°C
- 2 2011/65/EU (RoHS): COMPLIANT

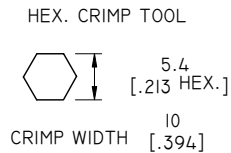
REVISIONS			
REV.	DESCRIPTION	DATE	APPROVED
A	INITIAL RELEASE	03/17/16	J. QU



RECOMMENDED MOUNTING HOLE



CABLE STRIPPING DIMENSIONS



HEX. CRIMP TOOL
5.4 [.213 HEX.]
CRIMP WIDTH 10 [.394]

DRAWN	X. B. YANG	DATE	03/17/16
CHECKED	L. YANG	DATE	03/17/16
APPROVED	J. QU	DATE	03/17/16
UNLESS OTHERWISE SPECIFIED DIMENSIONS ARE IN MILLIMETERS. DIMENSIONS IN [] ARE IN INCHES FOR CUSTOMER REFERENCE ONLY UNLESS OTHERWISE SPECIFIED TOLERANCE ARE:		THESE DRAWINGS AND SPECIFICATIONS ARE THE PROPERTY OF ANOISON ELECTRONICS LTD AND SHOULD NOT BE USED WITHOUT WRITTEN PERMISSION COPYRIGHT © 2016 ANOISON ELECTRONICS LTD	
.XX	±0.13 [.005"]		
.X	±0.20 [.008"]		
X	±0.50 [.019"]		
.X°	±1°		
X°	±2°		



TITLE
N STRAIGHT FEMALE CRIMP FOR LMR200 CABLE

VIEW	PART NO. ANO 5112-1251		
SIZE A3	SCALE 2:1	SHEET 1/1	REV. A