

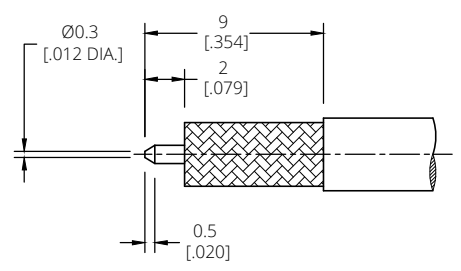
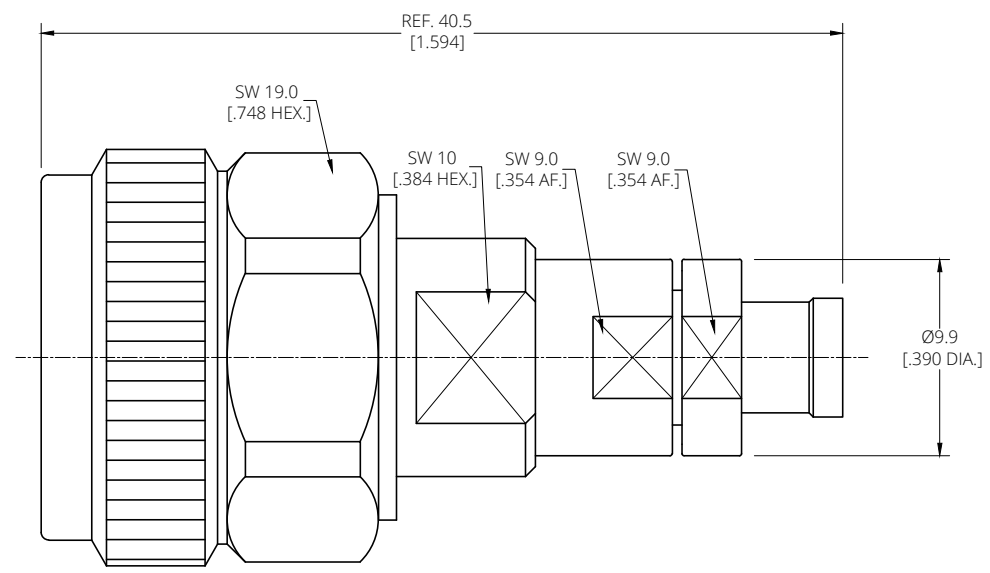
REVISIONS			
REV.	DESCRIPTION	DATE	APPROVED
A	INITIAL RELEASE	03/19/25	J. Q

MATERIAL & FINISH:
 1 BODY: STAINLESS STEEL, PASSIVATED
 2 CENTER CONTACT: BERYLLIUM COPPER ALLOY, GOLD PLATED
 3 SOLDER FERRULE: BRASS, GOLD PLATED
 4 COUPLING NUT: STAINLESS STEEL, PASSIVATED
 5 INSULATOR: PEI

ENVIRONMENTAL DATA:
 1 TEMPERATURE RANGE: -55°C~+125°C
 2 2011/65/EU(RoHS) AND 2015/863/(RoHS): COMPLIANT
 3 1999/45/EC(REACH): COMPLIANT


ELECTRICAL DATA:
 1 IMPEDANCE: 50 Ω
 2 FREQUENCY RANGE: DC~18 GHz
 3 VSWR: 1.25 TYP.

MECHANICAL DATA:
 1 MECHANICAL DURABILITY: 500 CYCLES MIN.
 2 CENTER CONTACT: CAPTIVATED
 3 OUTER CONTACT: SOLDERED

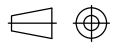


CABLE STRIPPING DIMENSIONS

DRAWN	Y. H	DATE	03/19/25
CHECKED	L. Y	DATE	03/19/25
APPROVED	J. Q	DATE	03/19/25
UNLESS OTHERWISE SPECIFIED DIMENSIONS ARE IN MILLIMETERS, DIMENSIONS IN [] ARE IN INCHES FOR CUSTOMER REFERENCE ONLY UNLESS OTHERWISE SPECIFIED TOLERANCE ARE:		THESE DRAWINGS AND SPECIFICATIONS ARE THE PROPERTY OF ANOISON ELECTRONICS LTD AND SHOULD NOT BE USED WITHOUT WRITTEN PERMISSION COPYRIGHT © 2025 ANOISON ELECTRONICS LTD	
XX	±0.13 [005"]		
X	±0.20 [008"]		
x	±0.50 [019"]		
x°	±1°		
x"	±2°		



TITLE
 N STRAIGHT MALE SOLDER FOR PLEX140 CABLE, CAPTIVATED CONTACT

VIEW


PART NO.
 ANO 5111-2421

SIZE A3	SCALE 4:1	SHEET 1/1	REV. A
------------	--------------	--------------	-----------