

MATERIAL & FINISH:

- 1 BODY: STAINLESS STEEL, PASSIVATED
- 2 CENTER CONTACT: BRASS, GOLD PLATED
- 3 SOLDER FERRULE: BRASS, GOLD PLATED
- 4 COUPLING NUT: STAINLESS STEEL, PASSIVATED
- 5 INSULATOR: PTFE

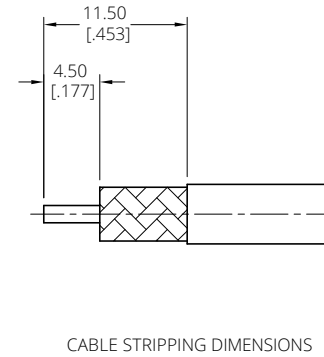
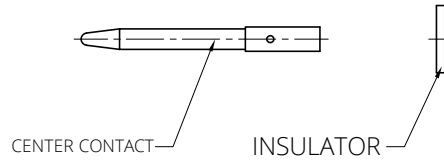
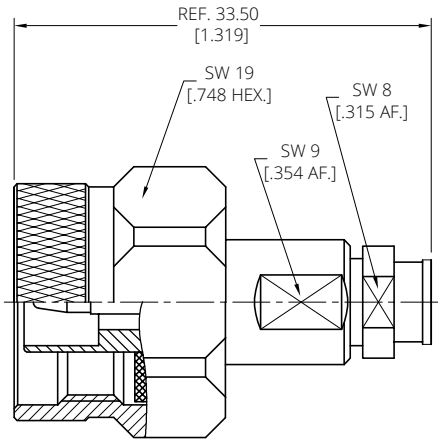
ELECTRICAL DATA:

- 1 IMPEDANCE: 50 Ω
- 2 FREQUENCY RANGE: DC~18 GHz
- 3 VSWR: 1.30 MAX.

ENVIRONMENTAL DATA:

- 1 TEMPERATURE RANGE: -55°C~+165°C
- 2 2011/65/EU(RoHS) AND 2015/863/(RoHS): COMPLIANT
- 3 1999/45/EC(REACH): COMPLIANT

REVISIONS			
REV.	DESCRIPTION	DATE	APPROVED
A	INITIAL RELEASE	01/06/25	J. Q



DRAWN	P. C	DATE	01/06/25			
CHECKED	X. Y	DATE	01/06/25			
APPROVED	J. Q	DATE	01/06/25			
UNLESS OTHERWISE SPECIFIED DIMENSIONS ARE IN MILLIMETERS, DIMENSIONS IN [] ARE IN INCHES FOR CUSTOMER REFERENCE ONLY UNLESS OTHERWISE SPECIFIED TOLERANCE ARE:		THESE DRAWINGS AND SPECIFICATIONS ARE THE PROPERTY OF ANOISON ELECTRONICS LTD AND SHOULD NOT BE USED WITHOUT WRITTEN PERMISSION COPYRIGHT © 2025 ANOISON ELECTRONICS LTD				
XX	±0.13 [.005"]	TITLE N STRAIGHT MALE SOLDER FOR IW 1801/GORE 3449/ PLEX190 CABLE				
X	±0.20 [.008"]					
X	±0.50 [.019"]					
X°	±1°					
X°	±2°					
VIEW	PART NO.		ANO 5111-2420			
	SIZE	SCALE	SHEET	REV.	A	
	A3	2.5:1	1/1			