

MATERIAL & FINISH:

- 1 BODY: STAINLESS STEEL, PASSIVATED
- 2 CENTER CONTACT: BRASS, GOLD PLATED
- 3 SOLDER FERRULE: BRASS, GOLD PLATED
- 4 COUPLING NUT: STAINLESS STEEL, PASSIVATED
- 5 INSULATOR: PTFE

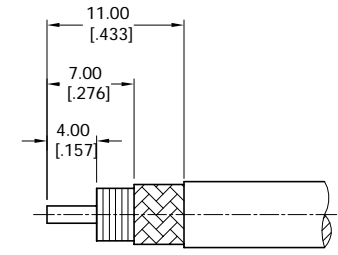
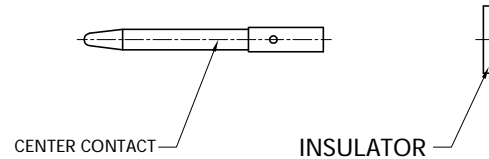
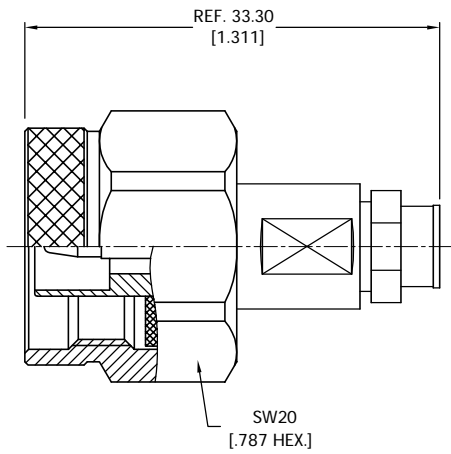
ELECTRICAL DATA:

- 1 IMPEDANCE: 50 Ω
- 2 FREQUENCY RANGE: DC-18 GHz

ENVIRONMENTAL DATA:

- 1 TEMPERATURE RANGE: -55°C~+125°C
- 2 2011/65/EU(RoHS) AND 2015/863/(RoHS): COMPLIANT
- 3 1999/45/EC(REACH): COMPLIANT

REVISIONS			
REV.	DESCRIPTION	DATE	APPROVED
A	INITIAL RELEASE	06/10/25	J. Q



CABLE STRIPPING DIMENSIONS

DRAWN	P. C	DATE	06/10/25
CHECKED	X. Y	DATE	06/10/25
APPROVED	J. Q	DATE	06/10/25
UNLESS OTHERWISE SPECIFIED DIMENSIONS ARE IN MILLIMETERS, DIMENSIONS IN [] ARE IN INCHES FOR CUSTOMER REFERENCE ONLY UNLESS OTHERWISE SPECIFIED TOLERANCE ARE:		THESE DRAWINGS AND SPECIFICATIONS ARE THE PROPERTY OF ANOISON ELECTRONICS LTD AND SHOULD NOT BE USED WITHOUT WRITTEN PERMISSION COPYRIGHT © 2025 ANOISON ELECTRONICS LTD	
XX	±0.13 [005"]		
X	±0.20 [008"]		
X	±0.50 [019"]		
X°	±1°		
X°	±2°		

TITLE
N STRAIGHT MALE SOLDER FOR PLEX210S CABLE

VIEW			
PART NO. ANO 5111-2388			
SIZE	SCALE	SHEET	REV.
A3	2.5:1	1/1	A

D
C
B
A

D
C
B
A

4 3 2 1

4 3 2 1