

MATERIAL & FINISH:

- 1 BODY: STAINLESS STEEL, PASSIVATED
- 2 CENTER CONTACT: BRASS, GOLD PLATED
- 3 SOLDER FERRULE: BRASS, GOLD PLATED
- 4 COUPLING NUT: STAINLESS STEEL, PASSIVATED
- 5 INSULATOR: PTFE

ELECTRICAL DATA:

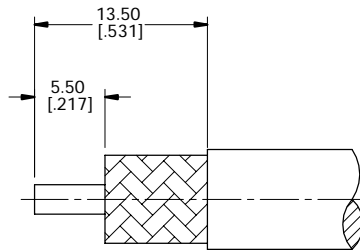
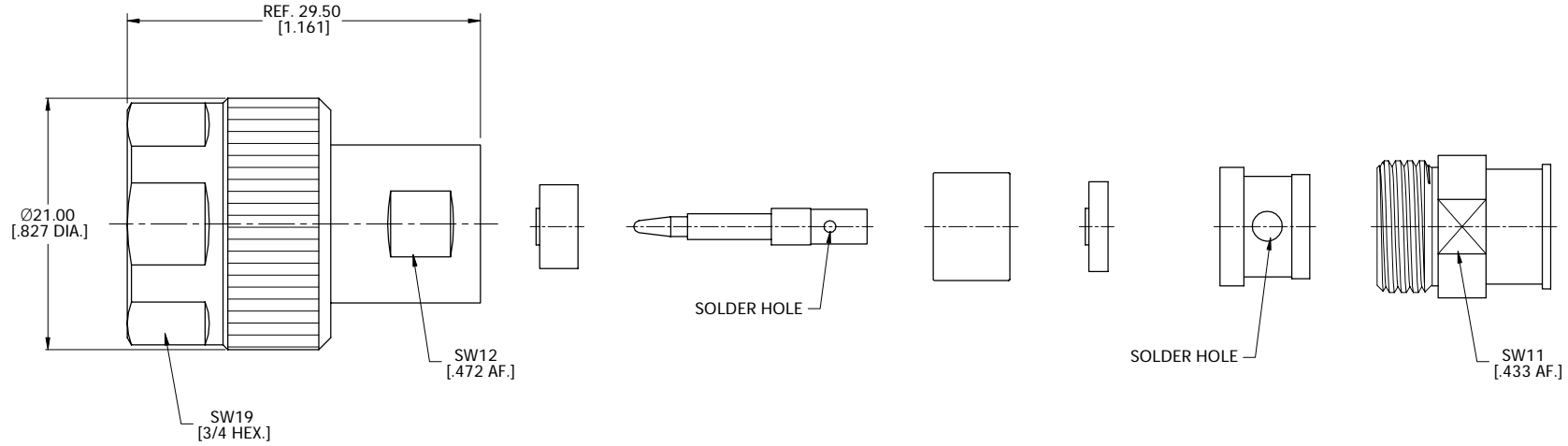
- 1 IMPEDANCE: 50 Ω
- 2 FREQUENCY RANGE: DC-18 GHz
- 3 VSWR: 1.30 MAX.

ENVIRONMENTAL DATA:

- 1 TEMPERATURE RANGE: -55°C~+165°C
- 2 2011/65/EU(RoHS) AND 2015/863/(RoHS): COMPLIANT
- 3 1999/45/EC(REACH): COMPLIANT

REVISIONS

REV.	DESCRIPTION	DATE	APPROVED
A	INITIAL RELEASE	02/18/21	J. QU
B	SW20 WAS SW19	11/24/23	J. QU
C	COUPLING NUT OUTLINE DRAWING CHANGED	07/19/24	J. QU



CABLE STRIPPING DIMENSIONS

DRAWN	X. Y	DATE	07/19/24
CHECKED	W. Y	DATE	07/19/24
APPROVED	J. QU	DATE	07/19/24

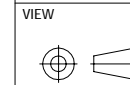
UNLESS OTHERWISE SPECIFIED DIMENSIONS ARE IN MILLIMETERS, DIMENSIONS IN [] ARE IN INCHES FOR CUSTOMER REFERENCE ONLY UNLESS OTHERWISE SPECIFIED TOLERANCE ARE:

XX	±0.13 [.005"]
X	±0.20 [.008"]
X	±0.50 [.019"]
X°	±1°
X"	±2°

THESE DRAWINGS AND SPECIFICATIONS ARE THE PROPERTY OF ANOISON ELECTRONICS LTD AND SHOULD NOT BE USED WITHOUT WRITTEN PERMISSION COPYRIGHT © 2024 ANOISON ELECTRONICS LTD



TITLE
N STRAIGHT MALE SOLDER/SOLDER FOR IW 2801/GORE 3450/PLEX310 CABLE



PART NO. ANO 5111-2309			
SIZE A3	SCALE 2.5:1	SHEET 1/1	REV. C