

4

3

2

1

REVISIONS			
REV.	DESCRIPTION	DATE	APPROVED
A	INITIAL RELEASE	02/13/17	J. QU

**MATERIAL & FINISH:**

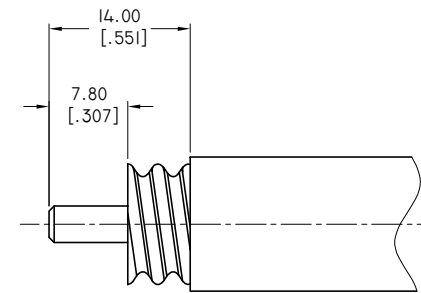
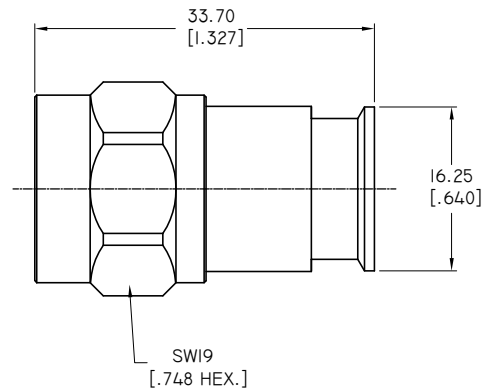
- 1 BODY: BRASS, ALBALOY PLATED
- 2 CENTER CONTACT: BRASS, SILVER PLATED
- 3 INSULATOR: PTFE
- 4 COUPLING NUT: BRASS, ALBALOY PLATED
- 5 GASKET: SILICONE RUBBER

**ELECTRICAL DATA:**



- 1 IMPEDANCE: 50 OHMS
- 2 FREQUENCY RANGE: DC-II GHZ
- 3 VSWR:  $\leq 1.25$  AT DC-6 GHZ
- 4 PIM:  $\leq -160$ DBC ( 2X43DBM ) AT 900 MHZ

**ENVIRONMENTAL DATA:**

- 1 TEMPERATURE RANGE: -55°C ~ +125°C
- 2 2011/65/EU (RoHS): COMPLIANT



CABLE STRIPPING DIMENSIONS

DRAWN	W. YANG	DATE	02/13/17		
CHECKED	L. YANG	DATE	02/13/17		
APPROVED	J. QU	DATE	02/13/17		
UNLESS OTHERWISE SPECIFIED DIMENSIONS ARE IN MILLIMETERS, DIMENSIONS IN [ ] ARE IN INCHES FOR CUSTOMER REFERENCE ONLY UNLESS OTHERWISE SPECIFIED TOLERANCE ARE:		THESE DRAWINGS AND SPECIFICATIONS ARE THE PROPERTY OF ANOISON ELECTRONICS LTD AND SHOULD NOT BE USED WITHOUT WRITTEN PERMISSION COPYRIGHT © 2017 ANOISON ELECTRONICS LTD		TITLE	N TYPE STRAIGHT MALE SOLDER FOR 1/2" SUPER FLEX CABLE
.XX    +0.13 [.005"] .X    +0.20 [.008"] X    +0.50 [.019"] .X°   ±1° X°   ±2°				VIEW	
				PART NO.	ANO 5111-2291
				SIZE	A3
				SCALE	2:1
				SHEET	1/1
				REV.	A

4

3

2

1