

MATERIAL & FINISH:

- 1 BODY: BRASS, NICKEL PLATED
- 2 CENTER CONTACT: BRASS, GOLD PLATED
- 3 COUPLING NUT: BRASS, NICKEL PLATED
- 4 RETAINING RING: PHOSPHOR BRONZE, UNPLATED
- 5 CRIMP FERRULE: COPPER, NICKEL PLATED
- 6 INSULATOR: PTFE
- 7 GASKET: SILICONE RUBBER

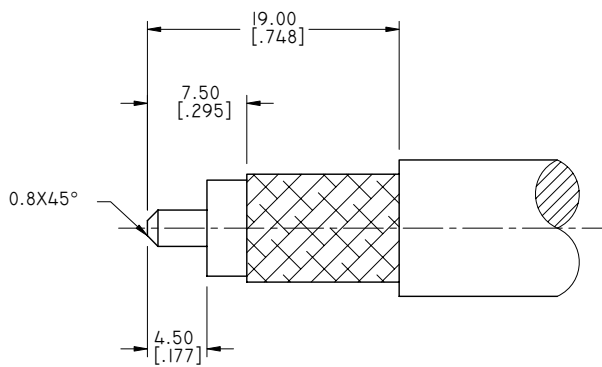
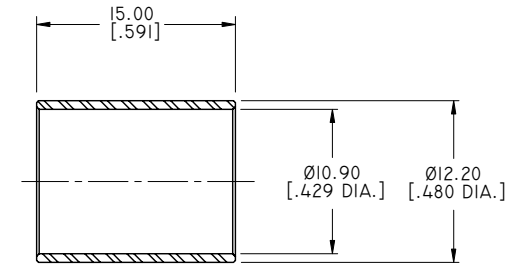
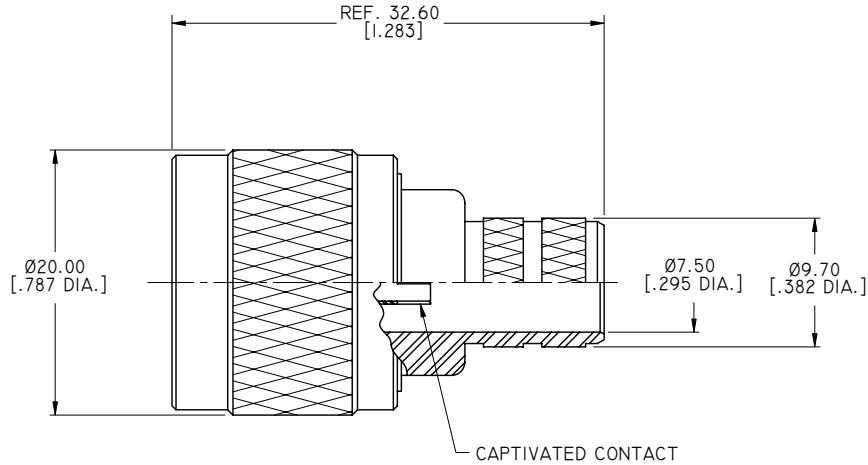
ELECTRICAL DATA:

- 1 IMPEDANCE: 50 Ω
- 2 FREQUENCY RANGE: DC~6 GHz
- 3 VSWR: 1.30 MAX.

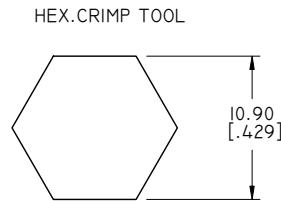
ENVIRONMENTAL DATA:

- 1 TEMPERATURE RANGE: -55°C~+125°C
- 2 2011/65/EU (RoHS): COMPLIANT

REVISIONS			
REV.	DESCRIPTION	DATE	APPROVED
A	INITIAL RELEASE	09/14/12	J. QU



CABLE STRIPPING DIMENSIONS



CRIMP WIDTH: 12.0 [.472]

DRAWN	X. B. YANG	DATE	09/14/12
CHECKED	L. YANG	DATE	09/14/12
APPROVED	J. QU	DATE	09/14/12
UNLESS OTHERWISE SPECIFIED DIMENSIONS ARE IN MILLIMETERS. DIMENSIONS IN [ ] ARE IN INCHES FOR CUSTOMER REFERENCE ONLY UNLESS OTHERWISE SPECIFIED TOLERANCE ARE:		THESE DRAWINGS AND SPECIFICATIONS ARE THE PROPERTY OF ANOISON ELECTRONICS LTD AND SHOULD NOT BE USED WITHOUT WRITTEN PERMISSION COPYRIGHT © 2014 ANOISON ELECTRONICS LTD	
.XX	±0.13 [.005"]		
.X	±0.20 [.008"]		
X	±0.50 [.019"]		
.X°	±1°		
X°	±2°		



TITLE  
N STRAIGHT MALE CRIMP FOR LMR400 CABLE CAPTIVATED CONTACT

VIEW	PART NO. ANO 5111-2129		
	SIZE A3	SCALE 2.5:1	SHEET 1/1
			REV. A