

4

3

2

1

MATERIAL & FINISH:

- 1 BODY: BRASS, ALBALOY PLATED
- 2 CENTER CONTACT: BERYLLIUM COPPER ALLOY, SILVER PLATED
- 3 OUTER CONTACT: PHOSPHOR BRONZE, ALBALOY PLATED
- 4 INSULATOR: PTFE
- 5 O-RING: SILICONE RUBBER

ENVIRONMENTAL DATA:

- 1 TEMPERATURE RANGE: -45°C~+125°C
- 2 2011/65/EU(RoHS)AND 2015/863/(RoHS): COMPLIANT
- 3 1999/45/EC(REACH): COMPLIANT

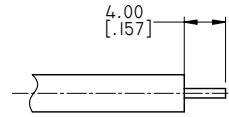
ELECTRICAL DATA:

- 1 IMPEDANCE: 50 Ω
- 2 FREQUENCY RANGE: DC~6 GHZ
- 3 VSWR: 1.30 MAX.
- 4 INTERMODULATION(3<sup>RD</sup> ORDER): <-156 DBC(2X43 DBM) AT 0.4~4 GHZ

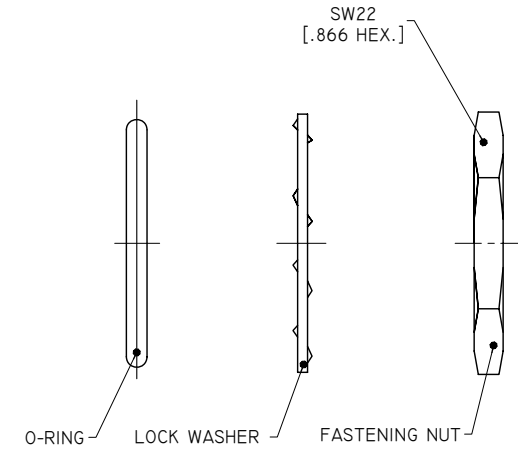
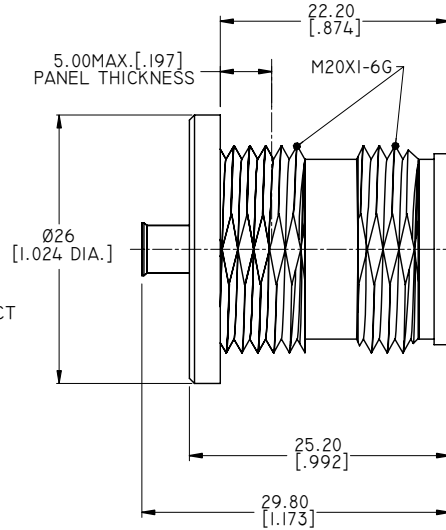
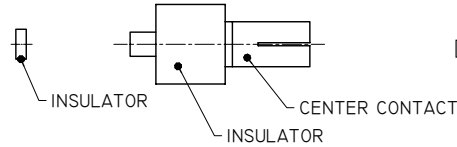
APPLICABLE STANDARDS:

- 1 INTERFACE ACCORDING TO: IEC61169-54

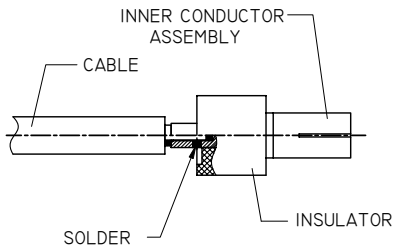
REVISIONS			
REV.	DESCRIPTION	DATE	APPROVED
A	INITIAL RELEASE	11/13/18	J. QU



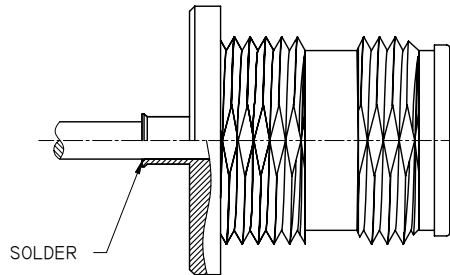
CABLE STRIPPING DIMENSIONS



STEP 1



STEP 2



DRAWN	P. CHEN	DATE	11/13/18
CHECKED	X. B. YANG	DATE	11/13/18
APPROVED	J. QU	DATE	11/13/18
UNLESS OTHERWISE SPECIFIED DIMENSIONS ARE IN MILLIMETERS, DIMENSIONS IN [ ] ARE IN INCHES FOR CUSTOMER REFERENCE ONLY UNLESS OTHERWISE SPECIFIED TOLERANCE ARE:		THESE DRAWINGS AND SPECIFICATIONS ARE THE PROPERTY OF ANOISON ELECTRONICS LTD AND SHOULD NOT BE USED WITHOUT WRITTEN PERMISSION COPYRIGHT © 2018 ANOISON ELECTRONICS LTD	
.XX	±0.13 [.005"]		
.X	±0.20 [.008"]		
X	±0.50 [.019"]		
.X°	±1°		
X°	±2°		



TITLE  
4.3-10 STRAIGHT WATERPROOF BULKHEAD FEMALE SOLDER FOR .141 CABLE

VIEW		PART NO. ANO 4712-1023	
SIZE A3	SCALE 2:1	SHEET 1/1	REV. A

4

3

2

1