

MATERIAL & FINISH:

- 1 BODY: NYLON 66
- 2 OUTER CONTACT: BRASS, NICKEL PLATED
- 3 CENTER CONTACT: BERYLLIUM COPPER ALLOY, GOLD PLATED
- 4 INSULATOR: PTFE
- 5 CRIMP FERRULE: COPPER, NICKEL PLATED

ELECTRICAL DATA:

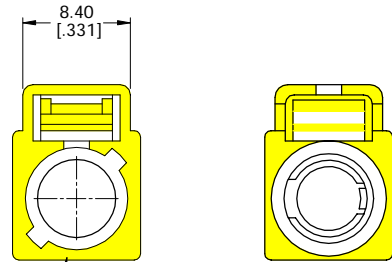
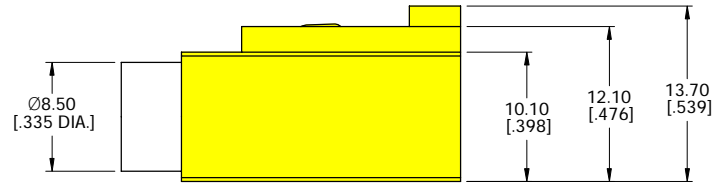
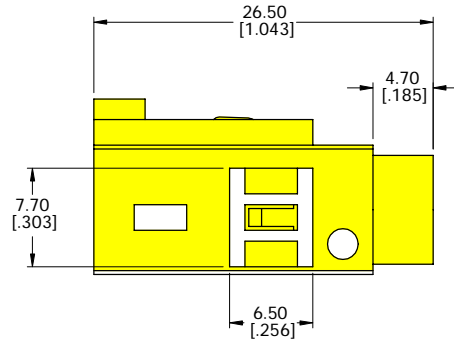
- 1 IMPEDANCE: 50 Ω
- 2 FREQUENCY RANGE: DC-6 GHz
- 3 VSWR: 1.30 MAX.
- 4 WORKING VOLTAGE: 335V

ENVIRONMENTAL DATA:

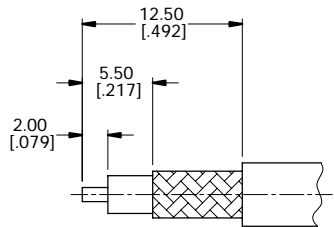
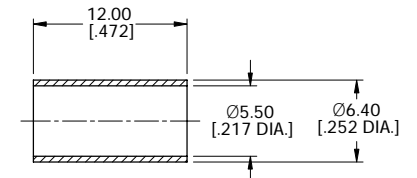
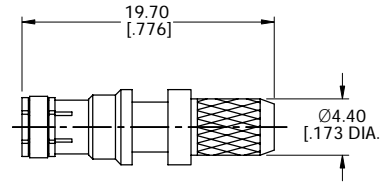
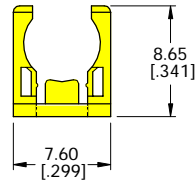
- 1 TEMPERATURE RANGE: -40°C ~ +105°C
- 2 2011/65/EU(RoHS) AND 2015/863/(RoHS): COMPLIANT
- 3 1907/2006/EC(REACH): COMPLIANT

REVISIONS

REV.	DESCRIPTION	DATE	APPROVED
A	INITIAL RELEASE	06/29/23	J. Q
B	CABLE STRIPPING DIMENSIONS CHANGED	06/30/23	J. Q

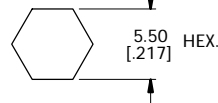


C-SHAPED YELLOW



CABLE STRIPPING DIMENSIONS

HEX. CRIMP TOOL



CRIMP WIDTH: 10 [0.394]

DRAWN	X. Y	DATE	06/30/23
CHECKED	W. Y	DATE	06/30/23
APPROVED	J. Q	DATE	06/30/23

UNLESS OTHERWISE SPECIFIED DIMENSIONS ARE IN MILLIMETERS. DIMENSIONS IN [] ARE IN INCHES FOR CUSTOMER REFERENCE ONLY UNLESS OTHERWISE SPECIFIED TOLERANCE ARE:

XX	±0.13 [005"]
X	±0.20 [008"]
X	±0.50 [019"]
X°	±1°
X"	±2°

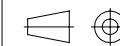
THESE DRAWINGS AND SPECIFICATIONS ARE THE PROPERTY OF ANOISON ELECTRONICS LTD AND SHOULD NOT BE USED WITHOUT WRITTEN PERMISSION COPYRIGHT © 2023 ANOISON ELECTRONICS LTD



TITLE

FAKRA STRAIGHT FEMALE CRIMP FOR LMR200 CABLE C-SHAPED, YELLOW

VIEW



PART NO.

ANO 4112-2032

SIZE	SCALE	SHEET	REV.
A3	2.5:1	1/1	B