

4

3

2

1

Material & Finish:

- 1 Body: Brass, Nickel plated
- 2 Center Contact: Brass, Gold plated
- 3 Outer Contact: Phosphor bronze, Nickel plated
- 4 Insulator: PTFE
- 5 Coupling Nut: Brass, Nickel plated
- 6 Crimp Ferrule: Copper, Nickel plated
- 7 Gasket: Silicone rubber

Electrical Data:

- 1 Impedance: 50 Ω
- 2 Frequency Range: DC~1 GHz
- 3 VSWR: ≤1.15
- 4 Insertion Loss: 0.13 dB Max.

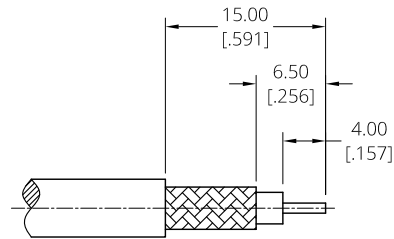
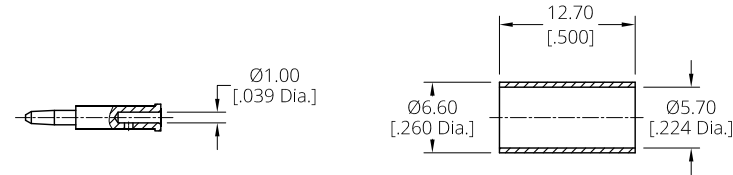
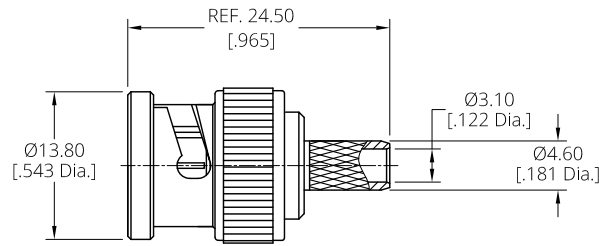
Mechanical Data:

- 1 Durability: 500 Cycles

Environmental Data:

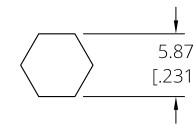
- 1 Temperature Range: -55°C TO +125°C
- 2 2011/65/EU(ROHS) and 2015/863/(ROHS): Compliant
- 3 1907/2006/EC(Reach): Compliant

Revisions			
Rev.	Description	Date	Approved
A	Initial Release	10/04/12	J. Q
B	Change center contact structure	10/18/12	J. Q
C	Add technical data	10/18/12	J. Q
D	Change structure	05/07/26	J. Q



Cable Stripping Dimensions

Hex. Crimp Tool



Crimp Width: 10.0 [.394]

Drawn	Y. H	Date	05/07/26
Checked	W. Y	Date	05/07/26
Approved	J. Q	Date	05/07/26
Unless otherwise specified dimensions are in millimeters, dimensions in [] are in inches for customer reference only unless otherwise specified tolerance are:		These drawings and specifications are the property of ANOISON GROUP. They shall not be reproduced or used without written permission. © 2026 ANOISON GROUP. All rights reserved.	
.XX	±0.13 [.005"]		
.X	±0.20 [.008"]		
X	±0.50 [.019"]		
X°	±1°		
X°	±2°		



Title
BNC Straight Male Crimp for RG142/RG223 Cable

View



Part No. ANO 3111-2029			
Size A3	Scale 2:1	Sheet 1/1	Rev. D

NOTE: Specifications are subject to change without notice.
Contact us for the latest data before finalizing your design.

4

3

2

1