

4 3 2 1

REVISIONS			
REV.	DESCRIPTION	DATE	APPROVED
A	INITIAL RELEASE	11/01/21	J. QU

MATERIAL & FINISH:

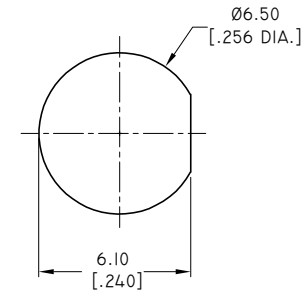
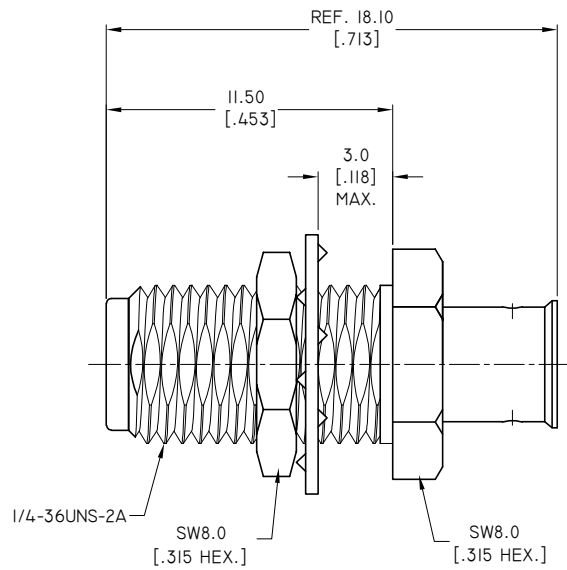
- 1 BODY: STAINLESS STEEL, PASSIVATED
- 2 CENTER CONTACT: BERYLLIUM COPPER ALLOY, GOLD PLATED
- 3 INSULATOR: PTFE
- 4 SOLDER FERRULE: BRASS, GOLD PLATED
- 5 FASTENING NUT: STAINLESS STEEL, PASSIVATED
- 6 LOCK WASHER : BERYLLIUM COPPER ALLOY, NICKEL PLATED
- 7 O-RING: SILICONE RUBBER

ELECTRICAL SPECIFICATIONS:

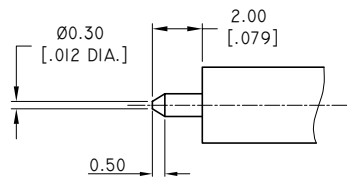
- 1 IMPEDANCE: 50 Ω
- 2 FREQUENCY RANGE: DC~40GHZ
- 3 VSWR: 1.30 MAX.

ENVIRONMENTAL DATA:

- 1 TEMPERATURE RANGE: -55°C~+125°C
- 2 2011/65/EU (RoHS): COMPLIANT



RECOMMENDED MOUNTING HOLE



CABLE STRIPPING DIMENSIONS

DRAWN	W. YANG	DATE	11/01/21
CHECKED	X. B. YANG	DATE	11/01/21
APPROVED	J. QU	DATE	11/01/21
UNLESS OTHERWISE SPECIFIED DIMENSIONS ARE IN MILLIMETERS, DIMENSIONS IN [] ARE IN INCHES FOR CUSTOMER REFERENCE ONLY UNLESS OTHERWISE SPECIFIED TOLERANCE ARE:		THESE DRAWINGS AND SPECIFICATIONS ARE THE PROPERTY OF ANOISON ELECTRONICS LTD AND SHOULD NOT BE USED WITHOUT WRITTEN PERMISSION COPYRIGHT © 2021 ANOISON ELECTRONICS LTD	
.XX	±0.13 [.005"]		
.X	±0.20 [.008"]		
X	±0.50 [.019"]		
X*	±1°		
X**	±2°		



TITLE			
2.92MM STRAIGHT FEMALE, BULKHEAD, SOLDER FOR .141 CABLE			
VIEW	PART NO.		
	ANO 2912-1158		
SIZE	SCALE	SHEET	REV.
A3	5:1	1/1	A

4 3 2 1