

4

3

2

1

MATERIAL & FINISH:

- 1 BODY: STAINLESS STEEL, PASSIVATED
- 2 CENTER CONTACT: BERYLLIUM COPPER ALLOY, GOLD PLATED
- 3 SOLDER FERRULE: BRASS, GOLD PLATED
- 4 CLAMP NUT: STAINLESS STEEL, PASSIVATED
- 5 LOCK WASHER: BERYLLIUM COPPER ALLOY, NICKEL PLATED
- 6 INSULATOR: PEI

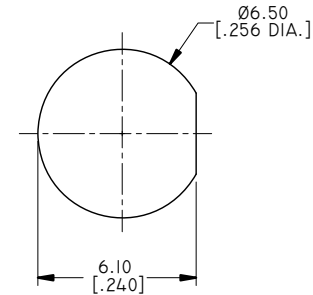
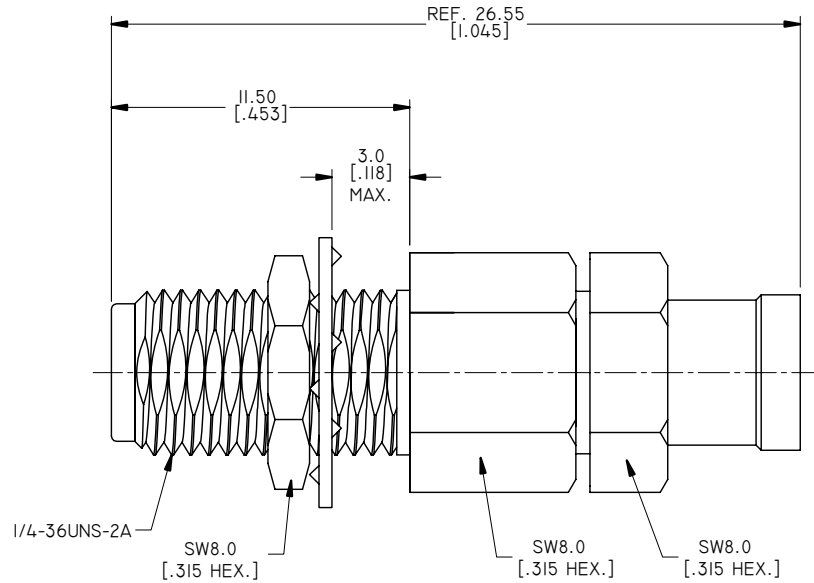
ELECTRICAL DATA:

- 1 IMPEDANCE: 50 Ω
- 2 FREQUENCY RANGE: DC~40 GHz
- 3 VSWR: 1.30 MAX.

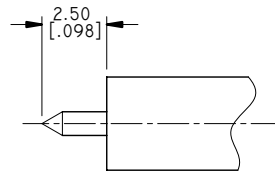
ENVIRONMENTAL DATA:

- 1 TEMPERATURE RANGE: -55°C~+125°C
- 2 2011/65/EU(RoHS) AND 2015/863/(RoHS): COMPLIANT
- 3 1999/45/EC(REACH): COMPLIANT

| REVISIONS | | | |
|-----------|-----------------|----------|----------|
| REV. | DESCRIPTION | DATE | APPROVED |
| A | INITIAL RELEASE | 11/08/18 | J. QU |



RECOMMENDED MOUNTING HOLE



CABLE STRIPPING DIMENSIONS

| | | | | | |
|---|------------|--|----------|----------|---|
| DRAWN | P. CHEN | DATE | 11/08/18 | | |
| CHECKED | X. B. YANG | DATE | 11/08/18 | | |
| APPROVED | J. QU | DATE | 11/08/18 | | |
| UNLESS OTHERWISE SPECIFIED DIMENSIONS ARE IN MILLIMETERS, DIMENSIONS IN [] ARE IN INCHES FOR CUSTOMER REFERENCE ONLY UNLESS OTHERWISE SPECIFIED TOLERANCE ARE: | | THESE DRAWINGS AND SPECIFICATIONS ARE THE PROPERTY OF ANOISON ELECTRONICS LTD AND SHOULD NOT BE USED WITHOUT WRITTEN PERMISSION COPYRIGHT © 2018 ANOISON ELECTRONICS LTD | | TITLE | 2.92MM STRAIGHT BULKHEAD FEMALE SOLDER FOR .141 CABLE, CAPTIVATED CONTACT |
| .XX ±0.13 [.005"] .X ±0.25 [.010"] X ±0.50 [.019"] .X° ±1° X° ±2° | | | | VIEW | |
| | | | | PART NO. | ANO 2912-III3 |
| | | | | SIZE | A3 |
| | | | | SCALE | 5:1 |
| | | | | SHEET | 1/1 |
| | | | | REV. | A |

4

3

2

1