

4 3 2 1

**MATERIAL & FINISH:**

- 1 BODY: STAINLESS STEEL, GOLD PLATED
- 2 CENTER CONTACT: BERYLLIUM COPPER ALLOY, GOLD PLATED
- 3 COUPLING NUT: STAINLESS STEEL, PASSIVATED
- 4 INSULATOR: PEI

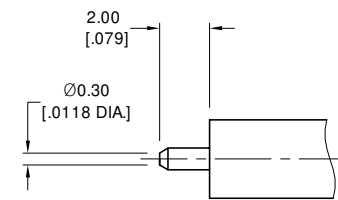
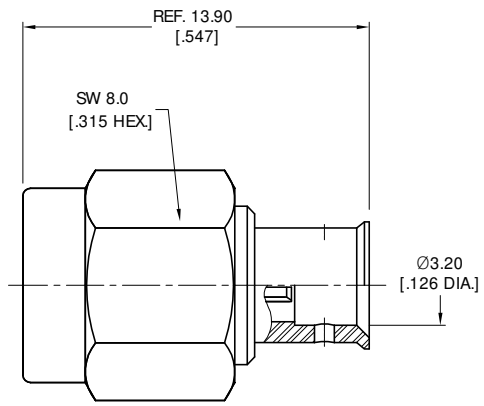
**ELECTRICAL DATA:**

- 1 IMPEDANCE: 50 Ω
- 2 FREQUENCY RANGE: DC~40 GHz
- 3 VSWR: 1.30 MAX.

**ENVIRONMENTAL DATA:**

- 1 TEMPERATURE RANGE: -55 °C~+165 °C
- 2 2011/65/EU (RoHS) AND 2015/863/(RoHS): COMPLIANT
- 3 1999/45/EC (REACH): COMPLIANT

REVISIONS			
REV.	DESCRIPTION	DATE	APPROVED
A	INITIAL RELEASE	10/13/21	J QU
B	STAINLESS STEEL WAS BRASS	04/02/24	J QU




CABLE STRIPPING DIMENSIONS

D  
C  
B  
A

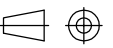
D  
C  
B  
A

4 3 2 1

DRAWN	P. CHEN	DATE	04/02/24
CHECKED	X. B. YANG	DATE	04/02/24
APPROVED	J QU	DATE	04/02/24
UNLESS OTHERWISE SPECIFIED DIMENSIONS ARE IN MILLIMETERS, DIMENSIONS IN [ ] ARE IN INCHES FOR CUSTOMER REFERENCE ONLY UNLESS OTHERWISE SPECIFIED TOLERANCE ARE:		THESE DRAWINGS AND SPECIFICATIONS ARE THE PROPERTY OF ANOISON ELECTRONICS LTD AND SHOULD NOT BE USED WITHOUT WRITTEN PERMISSION COPYRIGHT © 2024 ANOISON ELECTRONICS LTD	
.XX	±0.13 [.005"]		
.X	±0.20 [.008"]		
X	±0.50 [.019"]		
.X°	±1°		
X°	±2°		



**TITLE**  
2.92MM STRAIGHT MALE SOLDER FOR SR120LL CABLE, CAPTIVATED CONTACT

**VIEW** 

**PART NO.**  
ANO 2911-2122

<b>SIZE</b> A3	<b>SCALE</b> 5:1	<b>SHEET</b> 1/1	<b>REV.</b> B
-------------------	---------------------	---------------------	------------------

A