

MATERIAL & FINISH:

- 1 BODY: SEE TABLE
- 2 CENTER CONTACT: BERYLLIUM BRONZE, GOLD PLATED
- 3 INSULATOR: PTFE
- 4 WASHER: SEE TABLE
- 5 FASTENING NUT: SEE TABLE
- 6 O-RING: SILICONE RUBBER

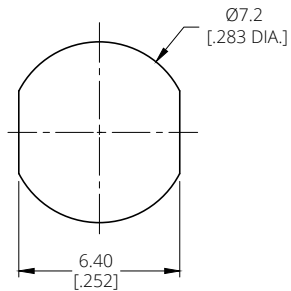
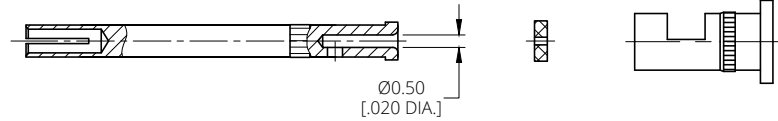
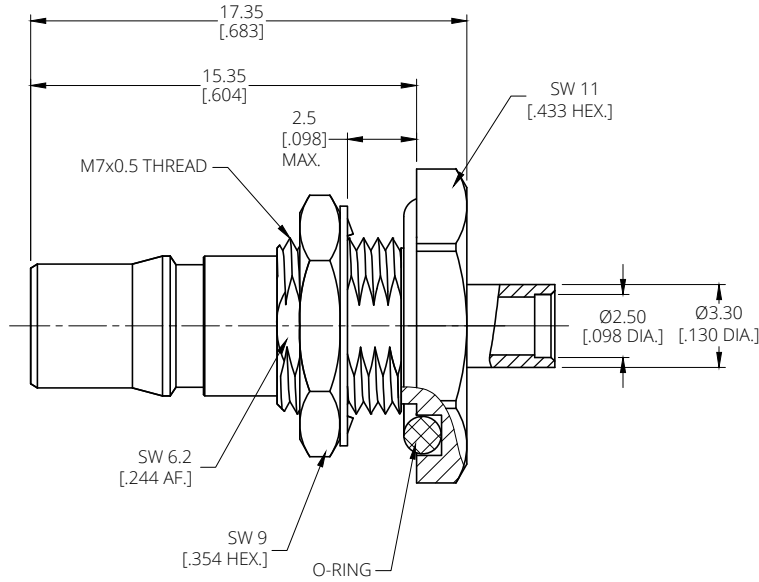
ELECTRICAL DATA:

- 1 IMPEDANCE: 50 Ω
- 2 FREQUENCY RANGE: DC~18 GHz
- 3 VSWR: 1.25 MAX. AT DC~6 GHz

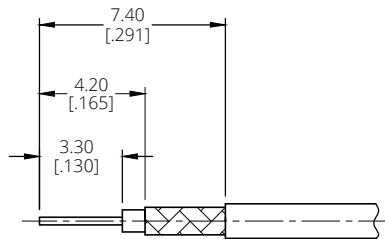
ENVIRONMENTAL DATA:

- 1 TEMPERATURE RANGE: -55°C~+125°C
- 2 2011/65/EU(RoHS) AND 2015/863/(RoHS): COMPLIANT
- 3 1907/2006/EC(REACH): COMPLIANT

REVISIONS			
REV.	DESCRIPTION	DATE	APPROVED
A	INITIAL RELEASE	09/25/25	J. Q
B	ADD ANO 2612-1136-1	09/28/25	J. Q



RECOMMENDED MOUNTING HOLE



CABLE STRIPPING DIMENSIONS

TABLE

PART NO.	PART	MATERIAL	FINISH
ANO 2612-1136	BODY	STAINLESS STEEL	PASSIVATED
	WASHER	PHOSPHOR BRONZE	ALBALOY
	FASTENING NUT	BRASS	ALBALOY
ANO 2612-1136-1	BODY	STAINLESS STEEL	GOLD
	WASHER	PHOSPHOR BRONZE	
	FASTENING NUT	BRASS	

DRAWN	L. Y	DATE	09/28/25
CHECKED	X. Y	DATE	09/28/25
APPROVED	J. Q	DATE	09/28/25
UNLESS OTHERWISE SPECIFIED DIMENSIONS ARE IN MILLIMETERS, DIMENSIONS IN [] ARE IN INCHES FOR CUSTOMER REFERENCE ONLY UNLESS OTHERWISE SPECIFIED TOLERANCE ARE:		THESE DRAWINGS AND SPECIFICATIONS ARE THE PROPERTY OF ANOISON ELECTRONICS LTD AND SHOULD NOT BE USED WITHOUT WRITTEN PERMISSION COPYRIGHT © 2025 ANOISON ELECTRONICS LTD	
XX	±0.13 [.005"]		
X	±0.20 [.008"]		
x	±0.50 [.019"]		
X°	±1°		
X"	±2°		



TITLE
QMA STRAIGHT FEMALE BULKHEAD SOLDER FOR 1.13MM/1.32MM/1.37MM CABLE

VIEW	PART NO. ANO 2612-1136		
	SIZE A3	SCALE 5:1	SHEET 1/1
			REV. B