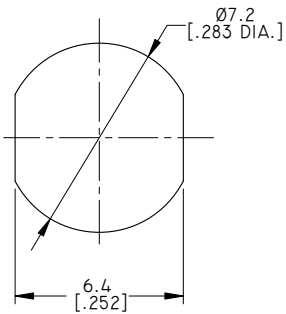
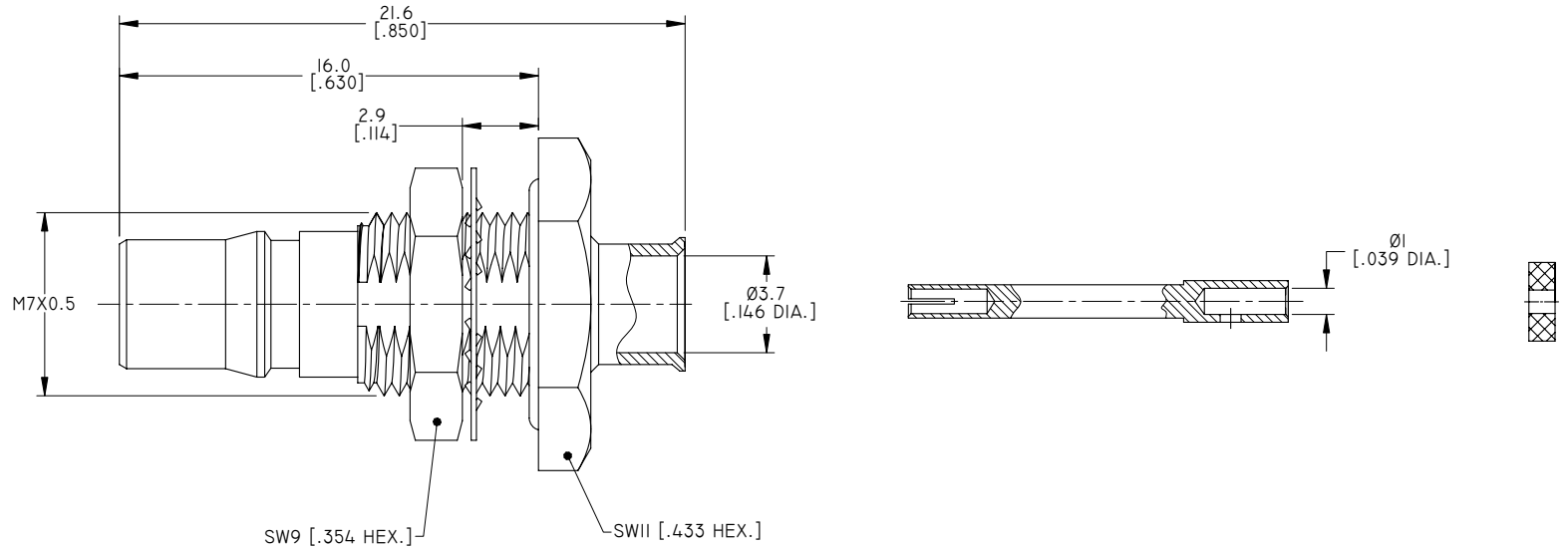


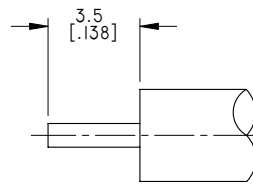
- 1.0 MATERIAL & FINISH
 1.1 BODY: BRASS, SEE TABLE
 1.2 CENTER CONTACT: BERYLLIUM COPPER ALLOY
 GOLD PLTED
 1.3 INSULATOR: PTFE
 1.4 WASHER: PHOSPHOR BRONZE, SEE TABLE
 1.5 FASTENING NUT: BRASS, SEE TABLE
 1.6 O-RING: MVQ(SILICONE RUBBER)

- 2.0 ELECTRICAL SPECIFICATIONS:
 2.1 IMPEDANCE: 50 Ω
 2.2 FREQUENCY RANGE: DC~18GHZ
 2.3 VSWR : 1.25 MAX. AT DC~6GHZ
 3.0 ENVIRONMENTAL DATA:
 3.1 TEMPERATURE RANGE: -55°C~+125°C
 3.2. 2011/65/EU (RoHS): COMPLIANT

REVISIONS			
REV.	DESCRIPTION	DATE	APPROVED
A	INITIAL RELEASE	09/02/15	J. QU
B	ADDED FINISH	08/31/16	J. QU



RECOMMENDED MOUNTING HOLE



CABLE STRIPPING DIMENSIONS

PART NO.	PART	FINISH
ANO 2612-1100	BODY/ WASHER/ FASTENING NUT	ALBALOY
ANO 2612-1100-1		GOLD

DRAWN	L. YANG	DATE	08/31/16
CHECKED	X. B. YANG	DATE	08/31/16
APPROVED	J. QU	DATE	08/31/16
UNLESS OTHERWISE SPECIFIED DIMENSIONS ARE IN MILLIMETERS, DIMENSIONS IN [] ARE IN INCHES FOR CUSTOMER REFERENCE ONLY UNLESS OTHERWISE SPECIFIED TOLERANCE ARE:		THESE DRAWINGS AND SPECIFICATIONS ARE THE PROPERTY OF ANOISON ELECTRONICS LTD AND SHOULD NOT BE USED WITHOUT WRITTEN PERMISSION COPYRIGHT © 2016 ANOISON ELECTRONICS LTD	
.XX	±0.13 [.005"]		
.X	±0.20 [.008"]		
X	±0.50 [.019"]		
.X°	±1°		
X°	±2°		



TITLE
 QMA STRAIGHT FEMALE BULKHEAD SOLDER FOR .141 CABLE

VIEW	PART NO. ANO 2612-1100		
	SIZE A3	SCALE 5:1	SHEET 1/1
		REV. B	