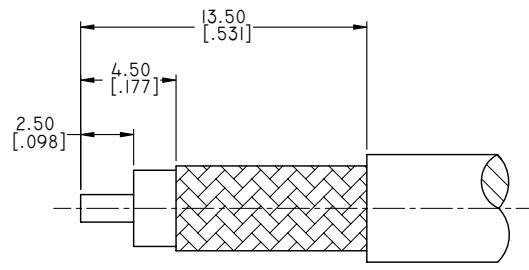
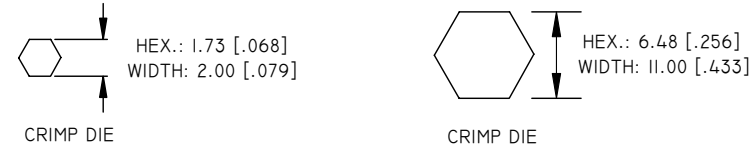
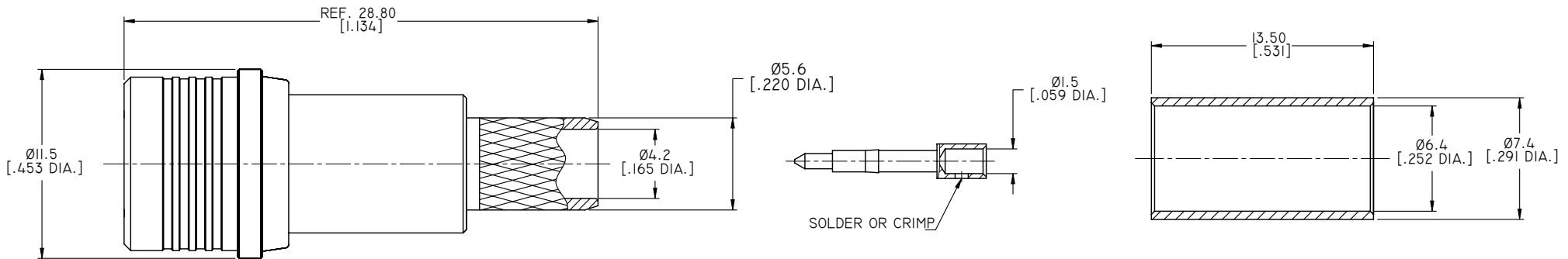


1.0 MATERIAL & FINISH:
 1.1 BODY: BRASS, ALBALOY PLATED
 1.2 CENTER CONTACT: BRASS, GOLD PLATED
 1.3 INSULATOR: PTFE
 1.4 UNLOCK SEEVE: BRASS, ALBALOY PLATED

2.0 ELECTRICAL DATA:
 2.1 IMPEDANCE: 50 Ω
 2.2 FREQUENCY RANGE: DC~18GHZ
 2.3 VSWR: 1.30 MAX. AT DC~6GHZ

3.0 ENVIRONMENTAL DATA:
 3.1 TEMPERATURE RANGE: -55°C~+155°C
 3.2 2011/65/EU (RoHS): COMPLIANT

REVISIONS			
REV.	DESCRIPTION	DATE	APPROVED
G	OUTLINE DRAWAING CHANGED	02/07/15	J. QU
H	DRAWING FORMAT CHANGED	08/10/17	J. QU



CABLE STRIPPING DIMENSIONS

DRAWN	L. YANG	DATE	08/10/17
CHECKED	X. B. YANG	DATE	08/10/17
APPROVED	J. QU	DATE	08/10/17
UNLESS OTHERWISE SPECIFIED DIMENSIONS ARE IN MILLIMETERS, DIMENSIONS IN [] ARE IN INCHES FOR CUSTOMER REFERENCE ONLY UNLESS OTHERWISE SPECIFIED TOLERANCE ARE:		THESE DRAWINGS AND SPECIFICATIONS ARE THE PROPERTY OF ANOISON ELECTRONICS LTD AND SHOULD NOT BE USED WITHOUT WRITTEN PERMISSION COPYRIGHT © 2017 ANOISON ELECTRONICS LTD	
.XX	±0.13 [.005"]		
.X	±0.20 [.008"]		
X	±0.50 [.019"]		
.X°	±1°		
X°	±2°		



TITLE			
QMA STRAIGHT MALE CRIMP FOR LMR240 CABLE			
VIEW		PART NO.	
		ANO 2611-2010	
SIZE	SCALE	SHEET	REV.
A3	4:1	1/1	H