

MATERIAL & FINISH

- 1 BODY: BRASS, GOLD PLATED
- 2 CENTER CONTACT: BRASS, GOLD PLATED
- 3 INSULATOR: PTFE
- 4 COUPLING NUT: SEE TABLE
- 5 GASKET: SILICONE RUBBER

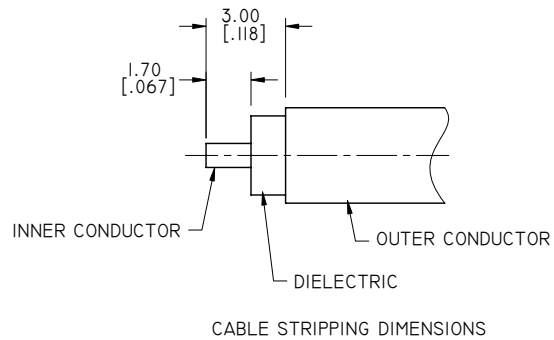
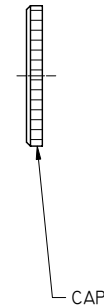
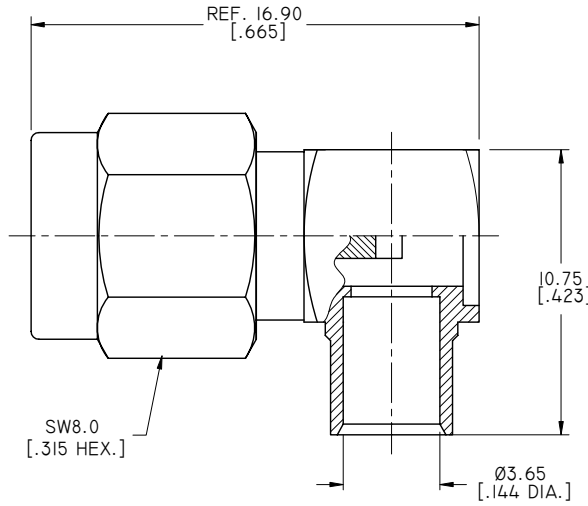
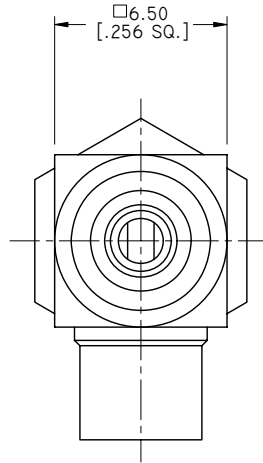
ELECTRICAL DATA:

- 1 IMPEDANCE: 50 OHMS
- 2 FREQUENCY RANGE: DC~12.4 GHZ
- 3 VSWR: 1.20 MAX.

ENVIRONMENTAL DATA:

- 1 TEMPERATURE RANGE: -55°C~+125°C
- 2 2011/65/EU (RoHS): COMPLIANT

REVISIONS			
REV.	DESCRIPTION	DATE	APPROVED
E	MATERIAL & FINISH CHANGED	05/13/13	J. QU
F	1. OUTLINE DRAWING CHANGED 2. CABLE STRIPPING DIMENSIONS AND PART NO. CHANGED	03/20/18	J. QU
G	BODY MATERIAL AND FINISH CHANGED	03/21/18	J. QU



TABLE

PART NO.	PART	MATERIAL	FINISH
ANO 2121-2072	COUPLING NUT	BRASS	GOLD
ANO 2121-2072-1		STAINLESS STEEL	PASSIVATED

DRAWN	X. B. YANG	DATE	03/21/18
CHECKED	L. YANG	DATE	03/21/18
APPROVED	J. QU	DATE	03/21/18
UNLESS OTHERWISE SPECIFIED DIMENSIONS ARE IN MILLIMETERS. DIMENSIONS IN [] ARE IN INCHES FOR CUSTOMER REFERENCE ONLY UNLESS OTHERWISE SPECIFIED TOLERANCE ARE:		THESE DRAWINGS AND SPECIFICATIONS ARE THE PROPERTY OF ANOISON ELECTRONICS LTD AND SHOULD NOT BE USED WITHOUT WRITTEN PERMISSION COPYRIGHT © 2018 ANOISON ELECTRONICS LTD	
.XX	±0.13 [0.005"]		
.X	±0.20 [0.008"]		
X	±0.50 [0.019"]		
.X°	±1°		
X°	±2°		



TITLE
SMA RIGHT ANGLE MALE SOLDER FOR .141 CABLE

VIEW	PART NO. ANO 2121-2072			
	SIZE A3	SCALE 5:1	SHEET 1/1	REV. G