

4

3

2

1

MATERIAL & FINISH:

- 1 BODY: STAINLESS STEEL, GOLD PLATED
- 2 CENTER CONTACT: BERYLLIUM COPPER ALLOY, GOLD PLATED
- 3 INSULATOR 1: PTFE
- 4 INSULATOR 2: GLASS
- 5 O-RING: SILICONE RUBBER
- 6 FASTENING NUT: STAINLESS STEEL, GOLD PLATED
- 7 LOCK WASHER: BERYLLIUM COPPER ALLOY, GOLD PLATED

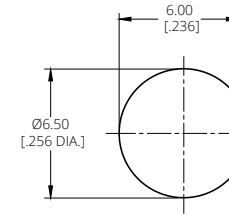
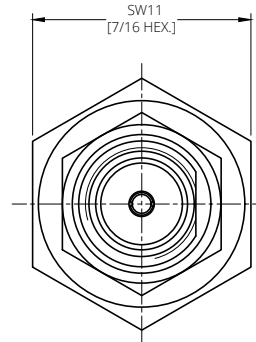
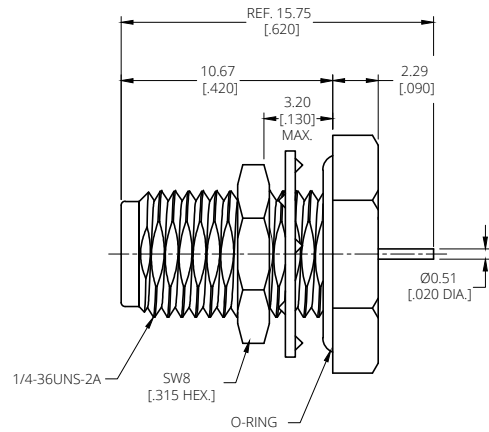
ELECTRICAL DATA:

- 1 IMPEDANCE: 50 Ω
- 2 FREQUENCY RANGE: DC-18 GHz

ENVIRONMENTAL DATA:

- 1 TEMPERATURE RANGE: -65°C~+165°C
- 2 2011/65/EU(RoHS) AND 2015/863/(RoHS): COMPLIANT
- 3 1907/2006/EC(REACH): COMPLIANT
- 4 HERMETIC SEAL: LEAK RATE NOT TO EXCEED 1X10⁻⁷ CC/SEC OF HELIUM @ 1 ATM DIFFERENTIAL

REVISIONS			
REV.	DESCRIPTION	DATE	APPROVED
A	INITIAL RELEASE	05/20/24	J. Q
B	CHANGE PART NO. 2112-5693 TO 2112-5694	06/06/24	J. Q

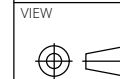


RECOMMENDE MOUNTING HOLE

DRAWN	Y. H	DATE	06/06/24
CHECKED	W. Y	DATE	06/06/24
APPROVED	J. Q	DATE	06/06/24
UNLESS OTHERWISE SPECIFIED DIMENSIONS ARE IN MILLIMETERS, DIMENSIONS IN [] ARE IN INCHES FOR CUSTOMER REFERENCE ONLY UNLESS OTHERWISE SPECIFIED TOLERANCE ARE:		THESE DRAWINGS AND SPECIFICATIONS ARE THE PROPERTY OF ANOISON ELECTRONICS LTD AND SHOULD NOT BE USED WITHOUT WRITTEN PERMISSION COPYRIGHT © 2024 ANOISON ELECTRONICS LTD	
XX	±0.13 [.005"]		
X	±0.20 [.008"]		
X	±0.50 [.019"]		
X°	±1°		
X"	±2°		



TITLE
SMA FEMALE BULKHEAD MOUNT HERMETIC SEALED CONNECTOR
SOLDER ATTACHMENT STUB TERMINAL, .236 INCH D HOLE



PART NO. ANO 2112-5694			
SIZE A3	SCALE 5:1	SHEET 1/1	REV. B

4

3

2

1