

4

3

2

1

REVISIONS

REV.	DESCRIPTION	DATE	APPROVED
A	INITIAL RELEASE	11/13/24	J. Q
B	'D' FLAT DIRECTION CHANGED	02/12/25	J. Q
C	SHAPE CHANGED	02/27/25	J. Q

MATERIAL & FINISH

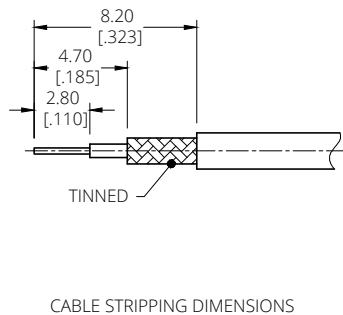
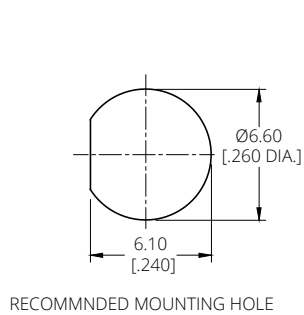
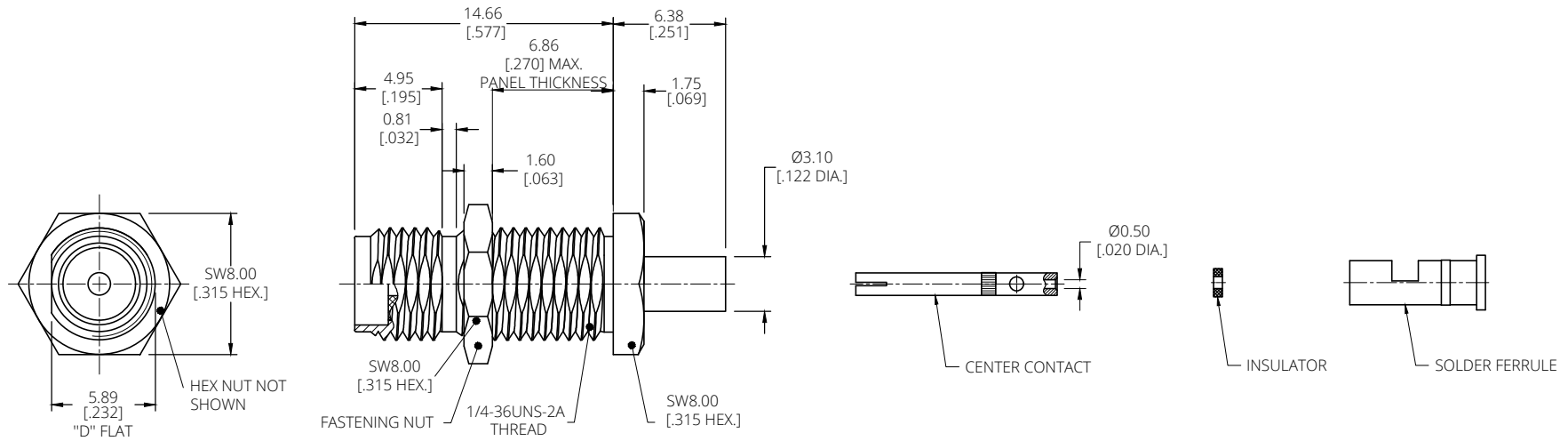
- 1 BODY: BRASS, GOLD PLATED
- 2 CENTER CONTACT: BRASS, GOLD PLATED
- 3 FASTENING NUT: BRASS, GOLD PLATED
- 4 INSULATOR: PTFE
- 5 SOLDER FERRULE: BRASS, GOLD PLATED

ENVIRONMENTAL DATA:

- 1 TEMPERATURE RANGE: -55°C~+125°C
- 2 2011/65/EU (RoHS): COMPLIANT

ELECTRICAL DATA:

- 1 IMPEDANCE: 50 Ω
- 2 FREQUENCY RANGE: DC-6 GHz
- 3 VSWR: 1.50 MAX.



DRAWN	Y. H	DATE	02/27/25
CHECKED	W. Y	DATE	02/27/25
APPROVED	J. Q	DATE	02/27/25

UNLESS OTHERWISE SPECIFIED DIMENSIONS ARE IN MILLIMETERS, DIMENSIONS IN [ ] ARE IN INCHES FOR CUSTOMER REFERENCE ONLY UNLESS OTHERWISE SPECIFIED TOLERANCE ARE:

.XX	±0.13 [.005"]
.X	±0.20 [.008"]
X	±0.50 [.019"]
X°	±1°
X"	±2°

THESE DRAWINGS AND SPECIFICATIONS ARE THE PROPERTY OF ANOISON ELECTRONICS LTD AND SHOULD NOT BE USED WITHOUT WRITTEN PERMISSION COPYRIGHT © 2025 ANOISON ELECTRONICS LTD



TITLE  
SMA STRAIGHT BULKHEAD FEMALE SOLDER FOR 1.13/1.32/1.37 CABLE

VIEW	PART NO. ANO 2112-1722		
	SIZE A3	SCALE 4:1	SHEET 1/1
		REV. C	

4

3

2

1