

**MATERIAL & FINISH:**

- 1 BODY: SEE TABLE
- 2 CENTER CONTACT: BERYLLIUM COPPER ALLOY, GOLD PLATED
- 3 INSULATOR: PTFE
- 4 WASHER: SEE TABLE
- 5 FASTENING NUT: SEE TABLE
- 6 O-RING: SILICONE RUBBER

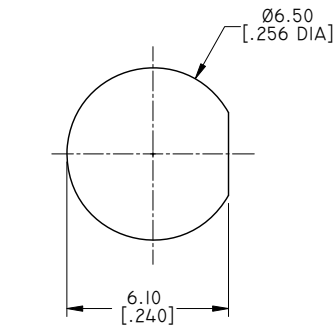
**ENVIRONMENTAL DATA:**

- 1 TEMPERATURE RANGE: -55°C~+125°C
- 2 2011/65/EU (RoHS): COMPLIANT

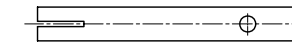
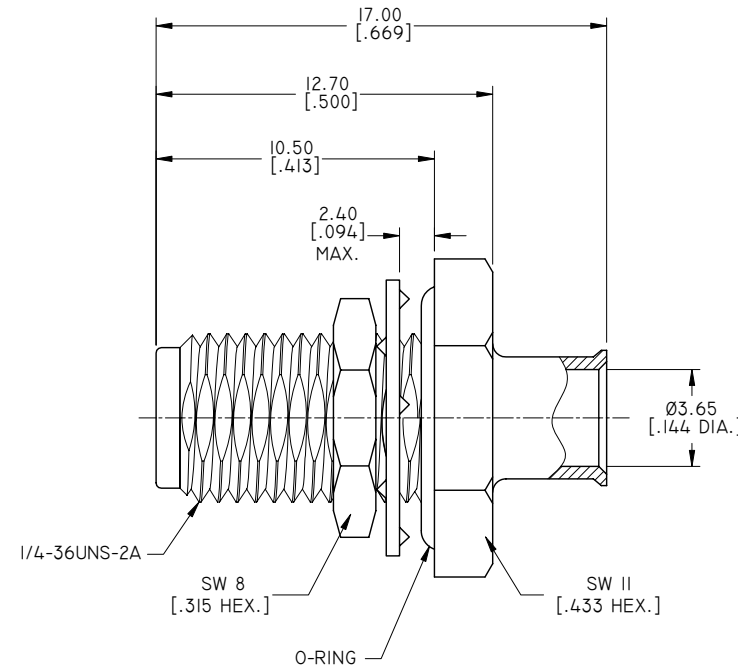
**ELECTRICAL DATA:**

- 1 IMPEDANCE: 50 Ω
- 2 FREQUENCY RANGE: DC~18 GHz

REVISIONS			
REV.	DESCRIPTION	DATE	APPROVED
A	INITIAL RELEASE	04/14/17	J. QU
B	STRUCTURE CHANGED	05/08/10	J. QU
C	FINISH CHANGED	07/10/12	J. QU
D	PART NO. ADDED	05/19/17	J. QU



RECOMMENDED MOUNTING HOLE



CABLE STRIPPING DIMENSIONS

TABEL

PART NO.	PART	MATERIAL	FINISH
ANO 2112-1059	BODY	BRASS	GOLD
	WASHER	PHOSPHOR BRONZE	GOLD
	FASTENING NUT	BRASS	GOLD
ANO 2112-1059-1	BODY	BRASS	ALBALOY
	FASTENING NUT	PHOSPHOR BRONZE	ALBALOY
	WASHER	BRASS	ALBALOY
ANO 2112-1059-2	BODY	STAINLESS STELL	GOLD
	FASTENING NUT	STAINLESS STELL	PASSIVATED
	WASHER	STAINLESS STELL	PASSIVATED

DRAWN	X. B. YANG	DATE	05/19/17
CHECKED	L. YANG	DATE	05/19/17
APPROVED	J. QU	DATE	05/19/17
UNLESS OTHERWISE SPECIFIED DIMENSIONS ARE IN MILLIMETERS, DIMENSIONS IN [ ] ARE IN INCHES FOR CUSTOMER REFERENCE ONLY UNLESS OTHERWISE SPECIFIED TOLERANCE ARE:		THESE DRAWINGS AND SPECIFICATIONS ARE THE PROPERTY OF ANOISON ELECTRONICS LTD AND SHOULD NOT BE USED WITHOUT WRITTEN PERMISSION COPYRIGHT © 2017 ANOISON ELECTRONICS LTD	
.XX	±0.13 [0.005"]		
.X	±0.20 [0.008"]		
X	±0.50 [0.019"]		
.X°	±1°		
X°	±2°		



TITLE  
SMA STRAIGHT BULKHEAD WATERPROOF FEMALE SOLDER FOR .141 CABLE

VIEW	PART NO. ANO 2112-1059			
	SIZE A3	SCALE 5:1	SHEET 1/1	REV. D