

MATERIAL & FINISH:

- 1 BODY: SEE TABLE
- 2 CENTER CONTACT: BERYLLIUM COPPER ALLOY, GOLD PLATED
- 3 LOCK WASHER: PHOSPHOR BRONZE, GOLD PLATED
- 4 FASTENING NUT: SEE TABLE
- 5 INSULATOR: PTFE
- 6 O-RING: SILICONE RUBBER

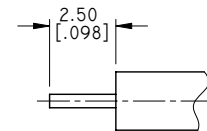
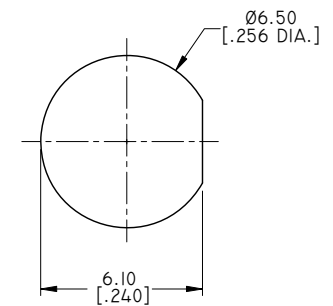
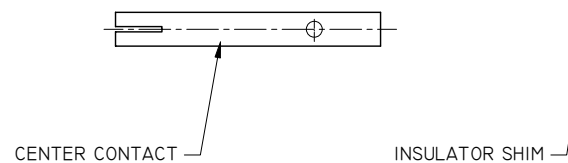
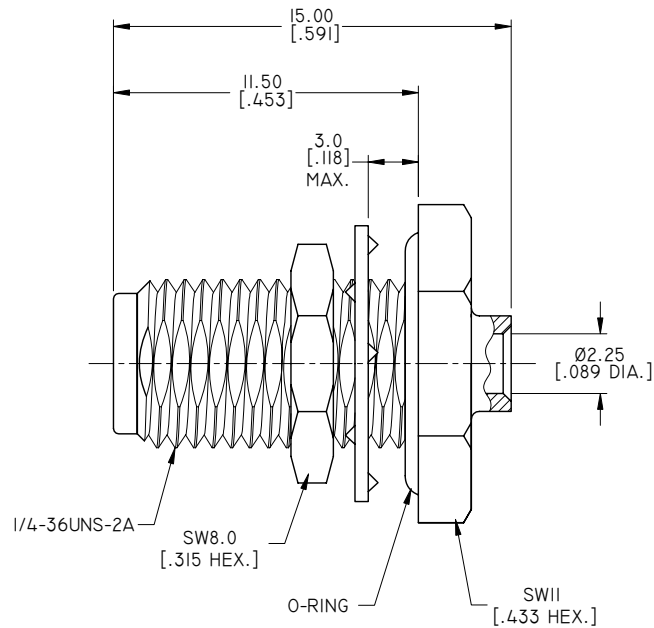
ELECTRICAL DATA:

- 1 IMPEDANCE: 50 Ω
- 2 FREQUENCY RANGE: DC~18 GHz

ENVIRONMENTAL DATA:

- 1 TEMPERATURE RANGE: -55°C~+125°C
- 2 2011/65/EU(RoHS) AND 2015/863/(RoHS): COMPLIANT
- 3 1999/45/EC(REACH): COMPLIANT

REVISIONS			
REV.	DESCRIPTION	DATE	APPROVED
B	FINISH CHANGED	07/10/12	J. QU
C	PART NO. ANO 2112-1057-1 WAS ANO 2112-1057A	10/10/16	J. QU
D	INSULATOR SHIM ADDED	09/10/18	J. QU



CABLE STRIPPING DIMENSIONS

TABLE

PART NO.	PART	MATERIAL	FINISH
ANO 2112-1057	BODY	BRASS	GOLD
	FASTENING NUT	BRASS	GOLD
ANO 2112-1057-1	BODY	STAINLESS STEEL	GOLD
	FASTENING NUT	STAINLESS STEEL	PASSIVATED

DRAWN	X. B. YANG	DATE	09/10/18
CHECKED	L. YANG	DATE	09/10/18
APPROVED	J. QU	DATE	09/10/18
UNLESS OTHERWISE SPECIFIED DIMENSIONS ARE IN MILLIMETERS. DIMENSIONS IN [] ARE IN INCHES FOR CUSTOMER REFERENCE ONLY UNLESS OTHERWISE SPECIFIED TOLERANCE ARE:		THESE DRAWINGS AND SPECIFICATIONS ARE THE PROPERTY OF ANOISON ELECTRONICS LTD AND SHOULD NOT BE USED WITHOUT WRITTEN PERMISSION COPYRIGHT © 2018 ANOISON ELECTRONICS LTD	
.XX	±0.13 [.005"]		
.X	±0.20 [.008"]		
X	±0.50 [.019"]		
.X°	±1°		
X°	±2°		



TITLE
SMA STRAIGHT BULKHEAD WATERPROOF FEMALE SOLDER FOR .086 CABLE

VIEW	PART NO. ANO 2112-1057			
SIZE	A3	SCALE	5:1	SHEET 1/1
REV.	A			