

4

3

2

1

MATERIAL & FINISH:

- 1 BODY: PHOSPHOR BRONZE, GOLD PLATED
- 2 CENTER CONTACT: BERYLLIUM COPPER ALLOY, GOLD PLATED
- 3 INSULATOR: PTFE
- 4 COUPLING NUT: STAINLESS STEEL, PASSIVATED
- 5 RETAINING RING: BERYLLIUM COPPER ALLOY, NICKEL PLATED
- 6 GASKET: SILICONE RUBBER

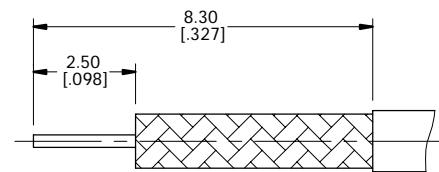
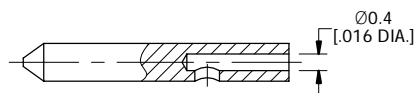
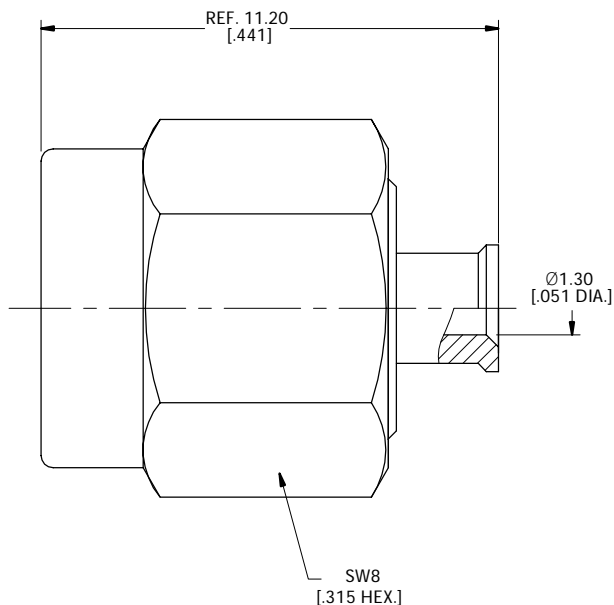
ELECTRICAL DATA:

- 1 IMPEDANCE: 50 Ω
- 2 FREQUENCY RANGE: DC-27 GHz
- 3 VSWR: 1.15 MAX. DC-18 GHz  
1.25 MAX. 18-27 GHz

ENVIRONMENTAL DATA:

- 1 TEMPERATURE RANGE: -65°C ~+165°C
- 2 2011/65/EU(RoHS) AND 2015/863/(RoHS): COMPLIANT
- 3 1907/2006/EC(REACH): COMPLIANT

REVISIONS			
REV.	DESCRIPTION	DATE	APPROVED
A	INITIAL RELEASE	12/20/22	J. Q.



CABLE STRIPPING DIMENSIONS

DRAWN	X. Y	DATE	12/20/22
CHECKED	W. Y	DATE	12/20/22
APPROVED	J. Q	DATE	12/20/22

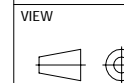
UNLESS OTHERWISE SPECIFIED DIMENSIONS ARE IN MILLIMETERS, DIMENSIONS IN [ ] ARE IN INCHES FOR CUSTOMER REFERENCE ONLY UNLESS OTHERWISE SPECIFIED TOLERANCE ARE:

.XX	±0.13 [.005"]
.X	±0.20 [.008"]
X	±0.50 [.019"]
X°	±1°
X"	±2°

THESE DRAWINGS AND SPECIFICATIONS ARE THE PROPERTY OF ANOISON ELECTRONICS LTD AND SHOULD NOT BE USED WITHOUT WRITTEN PERMISSION COPYRIGHT © 2022 ANOISON ELECTRONICS LTD



TITLE  
SMA STRAIGHT MALE SOLDER FOR AFLEX047 CABLE



PART NO. ANO 2111-2629			
SIZE A3	SCALE 8:1	SHEET 1/1	REV. A

4

3

2

1