

4

3

2

1

MATERIAL & FINISH:

- 1 BODY: STAINLESS STEEL, PASSIVATED
- 2 CENTER CONTACT: BRASS, GOLD PLATED
- 3 INSULATOR: PTFE
- 4 COUPLING NUT: STAINLESS STEEL, PASSIVATED
- 5 SOLDER FERRULE: BRASS, GOLD PLATED

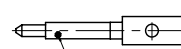
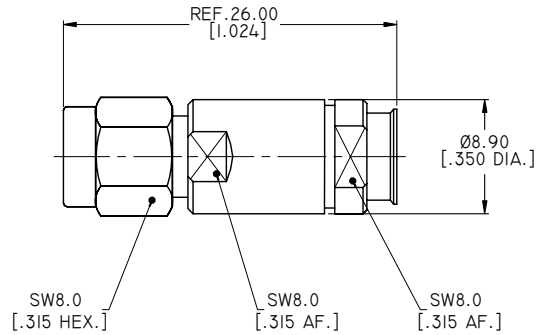
ELECTRICAL DATA:

- 1 IMPEDANCE: 50 Ω
- 2 FREQUENCY RANGE: DC~26.5 GHZ
- 3 VSWR: 1.30 MAX.

ENVIRONMENTAL DATA:

- 1 TEMPERATURE RANGE: -55°C~+125°C
- 2 2011/65/EU(RoHS) AND 2015/863/(RoHS): COMPLIANT
- 3 1999/45/EC(REACH): COMPLIANT

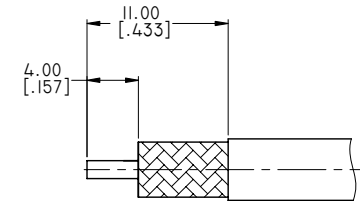
REVISIONS			
REV.	DESCRIPTION	DATE	APPROVED
A	INITIAL RELEASE	06/12/19	J. QU



CENTER CONTACT



INSULATOR



CABLE STRIPPING DIMENSIONS

DRAWN	P. CHEN	DATE	06/12/19	
CHECKED	L. YANG	DATE	06/12/19	
APPROVED	J. QU	DATE	06/12/19	
UNLESS OTHERWISE SPECIFIED DIMENSIONS ARE IN MILLIMETERS, DIMENSIONS IN [] ARE IN INCHES FOR CUSTOMER REFERENCE ONLY UNLESS OTHERWISE SPECIFIED		THESE DRAWINGS AND SPECIFICATIONS ARE THE PROPERTY OF ANOISON ELECTRONICS LTD AND SHOULD NOT BE USED WITHOUT WRITTEN PERMISSION COPYRIGHT © 2019 ANOISON ELECTRONICS LTD		
.XX ±0.13 [.005"] .X ±0.20 [.008"] X ±0.50 [.019"] ° ±1° ° ±2°		TITLE SMA STRAIGHT MALE SOLDER FOR IW180I CABLE		
VIEW		PART NO. ANO 2111-2525		
		SIZE A3	SCALE 2.5:1	SHEET 1/1
		REV. A		

4

3

2

1