

4

3

2

1

MATERIAL & FINISH:

- 1 BODY: BRASS, ALBALOY PLATED
- 2 CENTER CONTACT: BRASS, SILVER PLATED
- 3 INSULATOR: PTFE
- 4 COUPLING NUT: STAINLESS STEEL, PASSIVATED
- 5 GASKET: SILICONE RUBBER

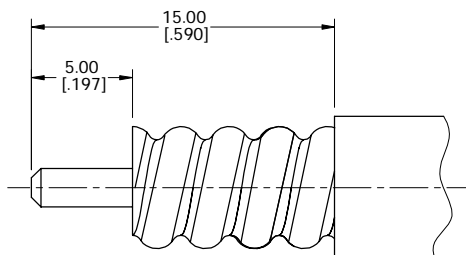
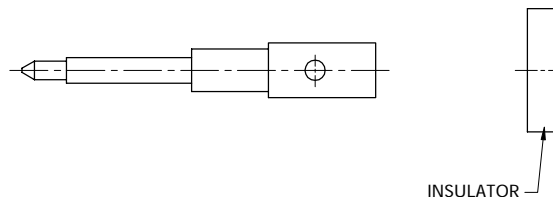
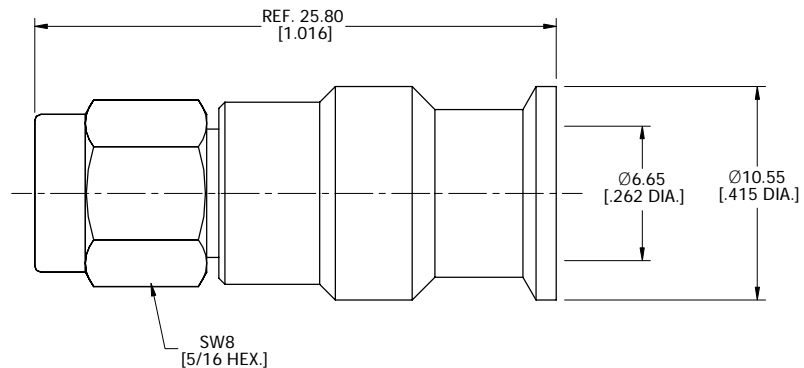
ELECTRICAL DATA:

- 1 IMPEDANCE: 50 Ω
- 2 FREQUENCY RANGE: DC-6 GHz
- 3 VSWR: 1.20 MAX.
- 4 PIM: ≤-155 dBc (2X43 dBm) AT 0.4-3 GHZ

ENVIRONMENTAL DATA:

- 1 TEMPERATURE RANGE: -55°C ~+125°C
- 2 2011/65/EU(RoHS) AND 2015/863/(RoHS): COMPLIANT
- 3 1907/2006/EC(REACH): COMPLIANT

REVISIONS			
REV.	DESCRIPTION	DATE	APPROVED
A	INITIAL RELEASE	09/12/18	J. Q
B	ADDED P/N, CHANGED ELECTRICAL DATA	05/04/23	J. Q
C	PART NO. ANO 2111-2507-1 ADDED	06/16/23	J. Q
D	1. PART NO. ANO 2111-2507-1 REMOVED 2. VSWR CHANGED TO 1.20	06/26/23	J. Q

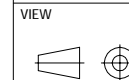


CABLE STRIPPING DIMENSIONS

DRAWN	X. Y	DATE	06/26/23
CHECKED	W. Y	DATE	06/26/23
APPROVED	J. Q	DATE	06/26/23
UNLESS OTHERWISE SPECIFIED DIMENSIONS ARE IN MILLIMETERS, DIMENSIONS IN [] ARE IN INCHES FOR CUSTOMER REFERENCE ONLY UNLESS OTHERWISE SPECIFIED TOLERANCE ARE:		THESE DRAWINGS AND SPECIFICATIONS ARE THE PROPERTY OF ANOISON ELECTRONICS LTD AND SHOULD NOT BE USED WITHOUT WRITTEN PERMISSION COPYRIGHT © 2023 ANOISON ELECTRONICS LTD	
XX	±0.13 [.005"]		
X	±0.20 [.008"]		
X	±0.50 [.019"]		
X°	±1°		
X"	±2°		



TITLE
SMA STRAIGHT MALE SOLDER/SOLDER FOR 1/4" SUPER FLEX CABLE



PART NO.
ANO 2111-2507

SIZE	SCALE	SHEET	REV.
A3	4:1	1/1	D

4

3

2

1