

MATERIAL & FINISH:

- 1 BODY: STAINLESS STEEL, PASSIVATED
- 2 CENTER CONTACT: BRASS, GOLD PLATED
- 3 SOLDER FERRULE: BRASS, GOLD PLATED
- 4 COUPLING NUT: STAINLESS STEEL, PASSIVATED
- 5 INSULATOR: PTFE

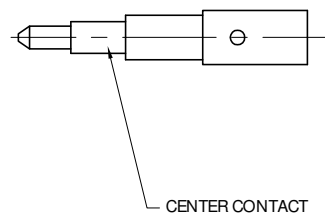
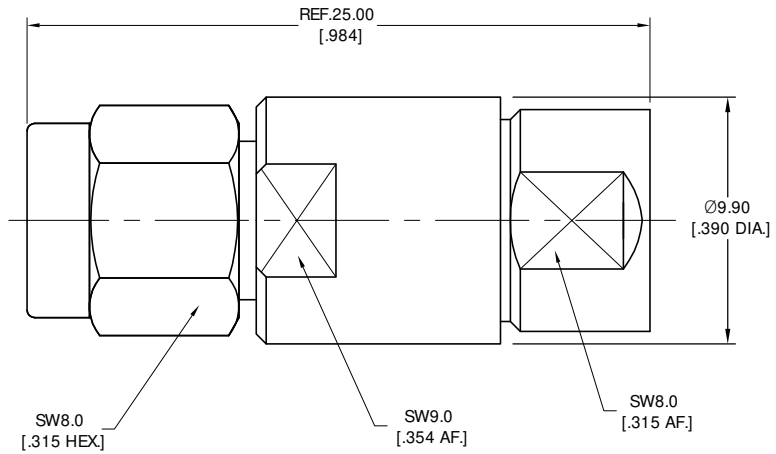
ELECTRICAL DATA:

- 1 IMPEDANCE: 50 Ω
- 2 FREQUENCY RANGE: DC~26.5 GHz
- 3 VSWR: 1.25 MAX.

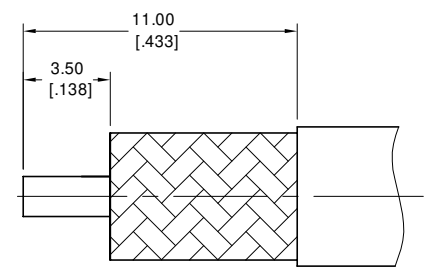
ENVIRONMENTAL DATA:

- 1 TEMPERATURE RANGE: -55 °C~+165 °C
- 2 2011/65/EU (RoHS) AND 2015/863/(RoHS): COMPLIANT
- 3 1999/45/EC (REACH): COMPLIANT

REVISIONS			
REV.	DESCRIPTION	DATE	APPROVED
A	INITIAL RELEASE	02/15/23	J Q



CENTER CONTACT



CABLE STRIPPING DIMENSIONS

INSULATOR

DRAWN	P. C	DATE	02/15/23
CHECKED	X. Y	DATE	02/15/23
APPROVED	J Q	DATE	02/15/23
UNLESS OTHERWISE SPECIFIED DIMENSIONS ARE IN MILLIMETERS, DIMENSIONS IN [] ARE IN INCHES FOR CUSTOMER REFERENCE ONLY UNLESS OTHERWISE SPECIFIED TOLERANCE ARE:		THESE DRAWINGS AND SPECIFICATIONS ARE THE PROPERTY OF ANOISON ELECTRONICS LTD AND SHOULD NOT BE USED WITHOUT WRITTEN PERMISSION COPYRIGHT © 2023 ANOISON ELECTRONICS LTD	
XX	±0.13 [.005"]		
.X	±0.20 [.008"]		
X	±0.50 [.019"]		
.X°	±1°		
X°	±2°		



TITLE			
SMA STRAIGHT MALE SOLDER FOR PLEX220 CABLE			
VIEW	PART NO.		
	ANO 2111-2478		
SIZE	SCALE	SHEET	REV.
A3	5:1	1/1	A