

4

3

2

1

MATERIAL & FINISH:

- 1 BODY: SEE TABLE
- 2 CENTER CONTACT: BRASS, GOLD PLATED
- 3 INSULATOR: PTFE
- 4 COUPLING NUT: SEE TABLE

ELECTRICAL DATA:

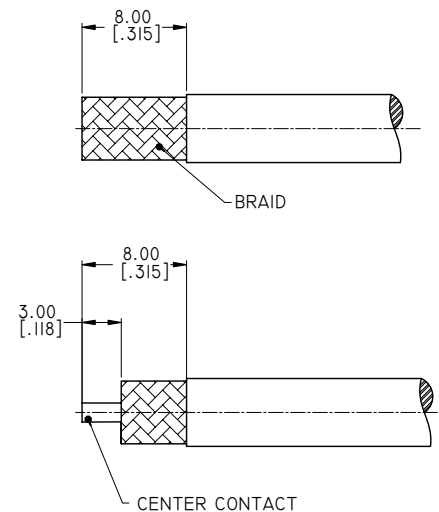
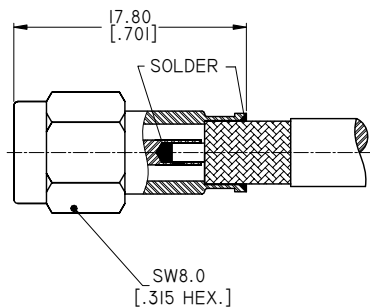
- 1 IMPEDANCE: 50 Ω
- 2 FREQUENCY RANGE: DC~18 GHz
- 3 VSWR: 1.30 MAX.

ENVIRONMENTAL DATA:

- 1 TEMPERATURE RANGE: -65°C~+155°C
- 2 2011/65/EU (RoHS): COMPLIANT

REVISIONS

REV.	DESCRIPTION	DATE	APPROVED
C	CHANGED CABLE STRIPPING DIMENSIONS	05/10/16	J. QU
D	ADDED TABLE	12/26/16	J. QU
E	ADDED P/N	06/20/17	J. QU



CABLE STRIPPING DIMENSIONS

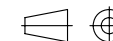
PART NO.	MATERIAL & FINISH	
	BODY	COUPLING NUT
ANO 2111-2381	BRASS, GOLD PLATED	SUS303 STAINLESS STEEL, PASSIVATED
ANO 2111-2381-1	SUS316 STAINLESS STEEL, GOLD PLATED	SUS316 STAINLESS STEEL, PASSIVATED
ANO 2111-2381-2	SUS303 STAINLESS STEEL, GOLD PLATED	SUS303 STAINLESS STEEL, PASSIVATED

DRAWN	P. CHEN	DATE	06/20/17
CHECKED	L. YANG	DATE	06/20/17
APPROVED	J. QU	DATE	06/20/17
UNLESS OTHERWISE SPECIFIED DIMENSIONS ARE IN MILLIMETERS, DIMENSIONS IN [] ARE IN INCHES FOR CUSTOMER REFERENCE ONLY UNLESS OTHERWISE SPECIFIED TOLERANCE ARE:		THESE DRAWINGS AND SPECIFICATIONS ARE THE PROPERTY OF ANOISON ELECTRONICS LTD AND SHOULD NOT BE USED WITHOUT WRITTEN PERMISSION COPYRIGHT © 2017 ANOISON ELECTRONICS LTD	
.XX	±0.13 [.005"]		
.X	±0.20 [.008"]		
X	±0.50 [.019"]		
.X°	±1°		
X°	±2°		



TITLE
SMA STRAIGHT MALE SOLDER FOR PLEX-210 CABLE

VIEW



PART NO.

ANO 2111-2381

SIZE
A3SCALE
2.5:1SHEET
1/1REV.
E

4

3

2

1