

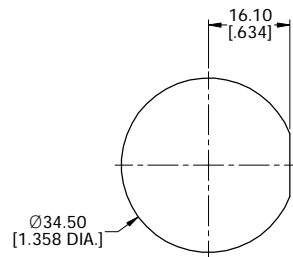
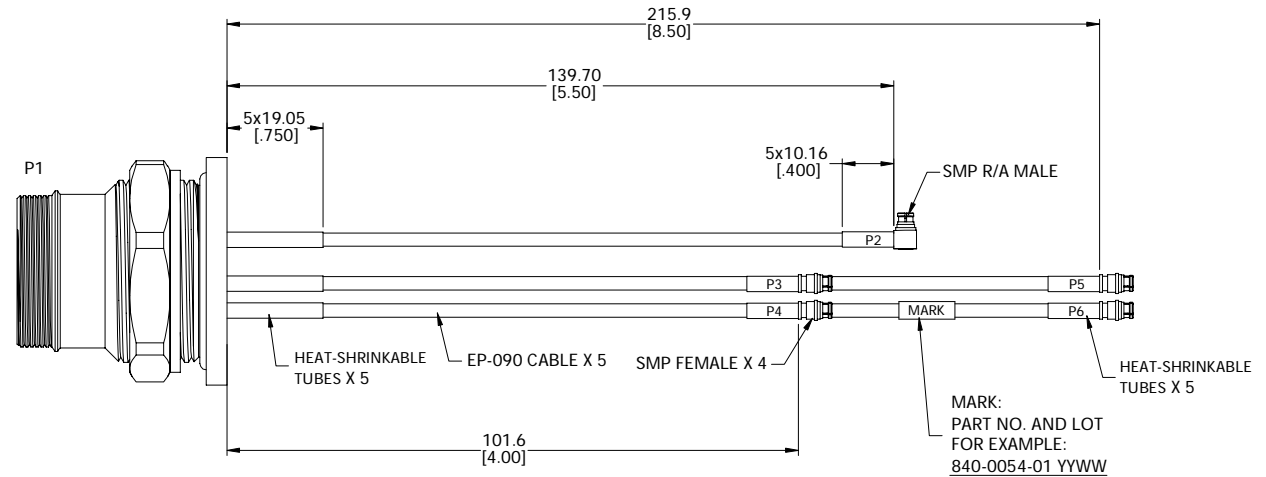
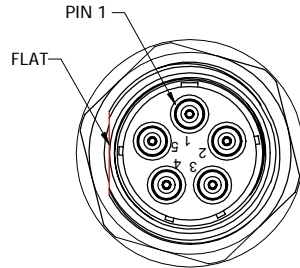
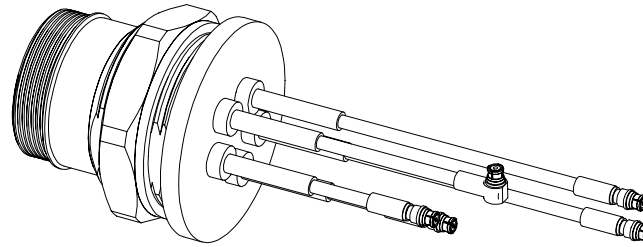
**ELECTRICAL DATA:**

- 1 IMPEDANCE: 50 Ω
- 2 FREQUENCY RANGE: DC-6GHZ
- 3 VSWR: 1.16 TYP. 1.25 MAX.
- 4 SHIELDING EFFECTIVENESS: -90 DB MIN.
- 5 INSERTION LOSS: <1 dB

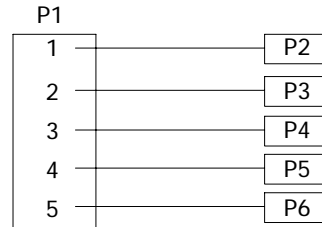
**ENVIRONMENTAL DATA:**

- 1 TEMPERATURE RANGE: -40°C--+85°C
- 2 2011/65/EU(RoHS) AND 2015/863/(RoHS): COMPLIANT
- 3 1999/45/EC(REACH): COMPLIANT
- 4 MATING CYCLES: 100 CYCLES MIN.

REVISIONS			
REV.	DESCRIPTION	DATE	APPROVED
A	INITIAL RELEASE	11/15/24	J. QU



**PIN OUT**



CUSTOMER PART NO.: 840-0054-01 REV:D3

DRAWN	X. B. YANG	DATE	11/15/24
CHECKED	W. YANG	DATE	11/15/24
APPROVED	J. QU	DATE	11/15/24
UNLESS OTHERWISE SPECIFIED DIMENSIONS ARE IN MILLIMETERS ONLY UNLESS OTHERWISE SPECIFIED TOLERANCE ARE:		THESE DRAWINGS AND SPECIFICATIONS ARE THE PROPERTY OF ANOISON ELECTRONICS LTD AND SHOULD NOT BE USED WITHOUT WRITTEN PERMISSION COPYRIGHT © 2024 ANOISON ELECTRONICS LTD	
XX	±0.13		
X	±0.20		
∅	±0.50		
°	±1°		
∠	±2°		



TITLE  
CABLE ASSEMBLY, AM5 JACK TO 5 SMP STRAIGHT MALE, EP-090 CABLE

VIEW	PART NO. AM5J-01		
	SIZE A3	SCALE 4:1	SHEET 1/1
		EEV. A	