

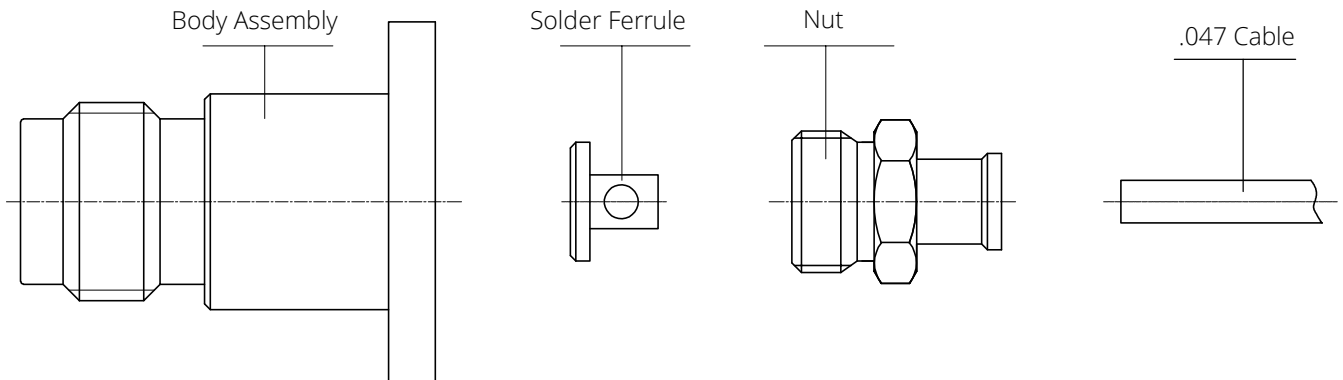
# ASSEMBLY INSTRUCTIONS

AI 6201

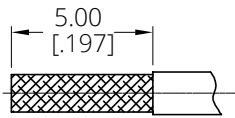


P/N: ANO 6212-3049

Description: 1.85MM straight female 4 hole flange solder for .047 Cable



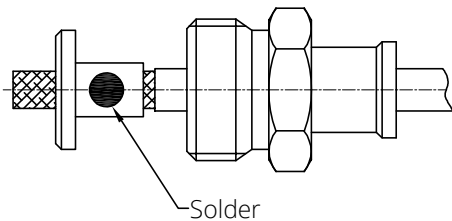
Step 1



Step 1

- Strip the cable according to the dimensions, as shown.
- Tin inner braid of cable.

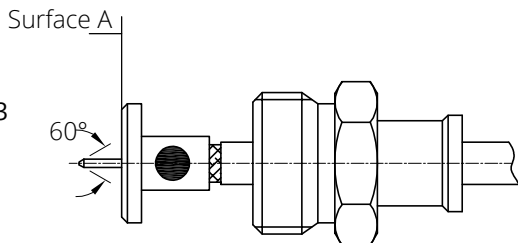
Step 2



Step 2

- Slide the nut over cable, as shown.
- Insert the cable into the solder ferrule, then solder the solder ferrule onto the cable, as shown.

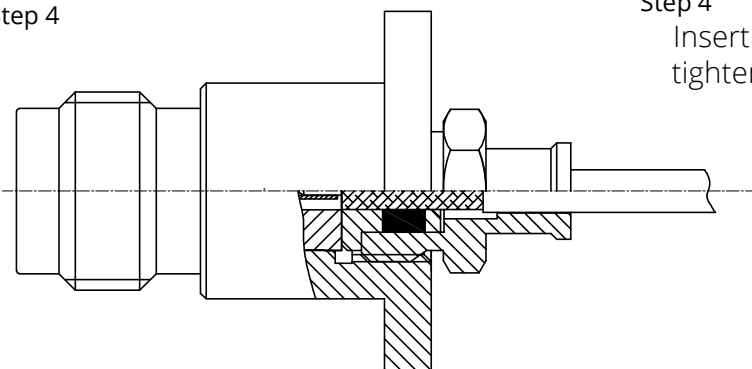
Step 3



Step 3

- Trim cable dielectric & foil flush to surface "A", as shown.
- File blunt end of cable inner conductor to a 60° cone, as shown.

Step 4



Step 4

Insert Cable/Contact sub-assembly into connector, tighten Body. (Recommended coupling torque 0.9 N.m)