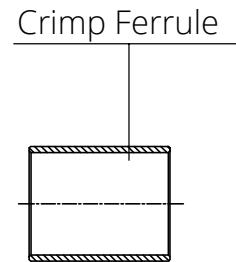
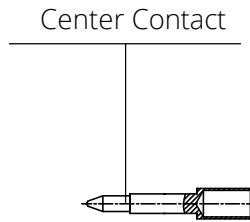
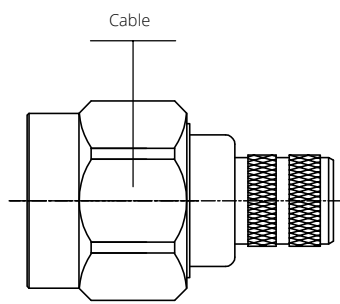
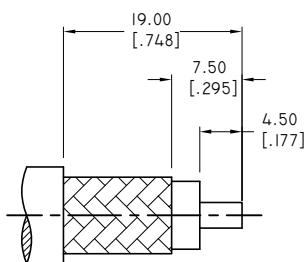


P/N: ANO 5111-2245

Description: N Straight Male CRIMP FOR LL400 CABLE



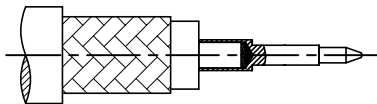
Step 1



Step 1

- a. Strip the cable according to the dimensions, as shown.

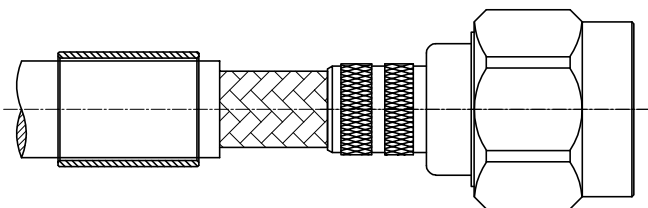
Step 2



Step 2

- a. Slide on center contact until it bottoms against cable dielectric.
- b. Solder center contact.
- c. Clean soldering area.

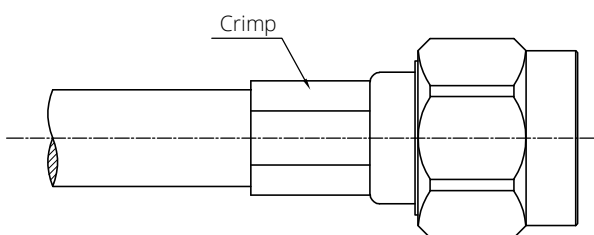
Step 3



Step 3

- a. Fan the braid.
- b. Slide the cable into the body until it bottoms against insulator.
- c. Slide the ferrule over the braid. (In direction A)

Step 4



Step 4

- a. Cut the excess of braid.
- b. Crimp the ferrule.