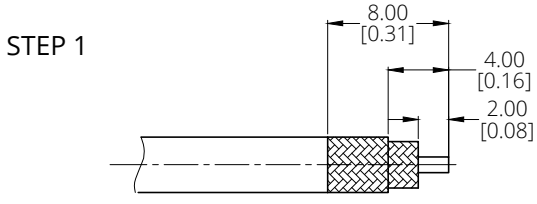
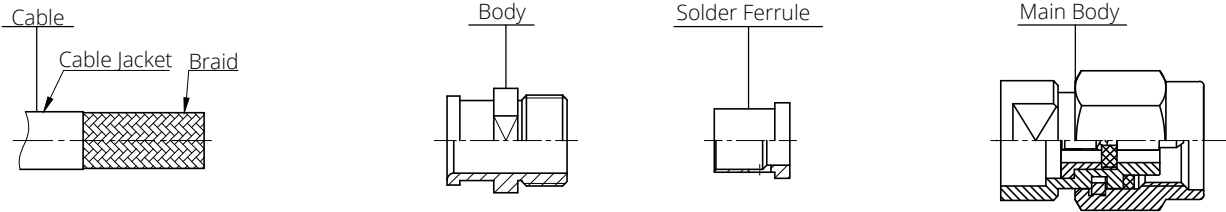
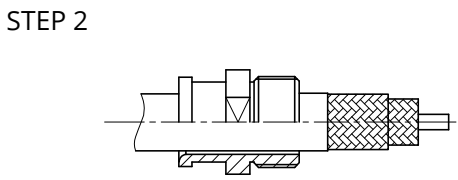


P/N: ANO 2911-2172

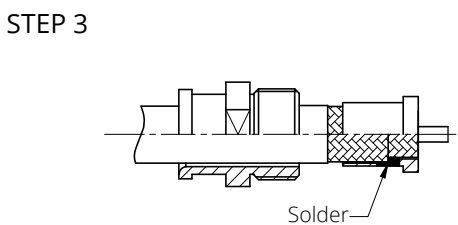
Description: 2.92MM Straight Male Solder for PLEX150P Cable



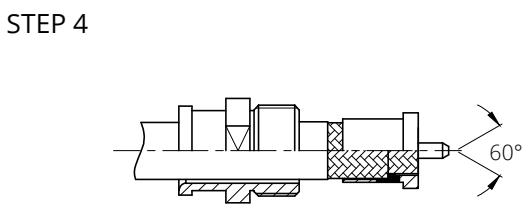
STEP 1
 a. Strip the cable according to the dimensions, as shown.
 b. Tin inner braid of cable.



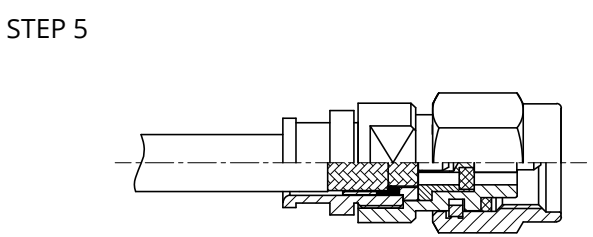
STEP 2
 Slide the body over cable, as shown.



STEP 3
 Insert the cable into the solder ferrule, then solder the solder ferrule onto the cable, as shown.



STEP 4
 File blunt end of cable inner conductor to a 60° cone, as shown.



STEP 5
 Insert cable/contact sub-assembly into connector, tighten Body. (Recommended coupling torque 0.9 N.m)