

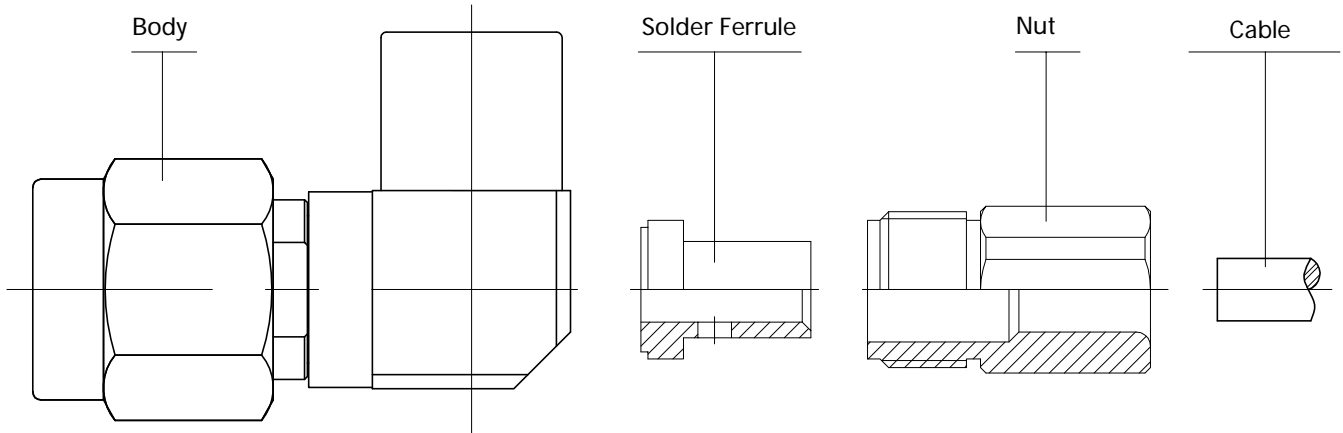
# ASSEMBLY INSTRUCTIONS

AI 2909

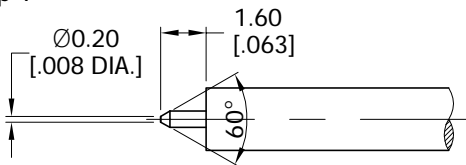


P/N: ANO 2921-2146

Description: 2.92MM R/A male solder for .086 Cable



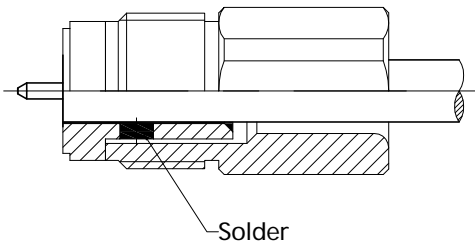
## Step 1



## Step 1

- Strip the cable according to the dimensions as shown.

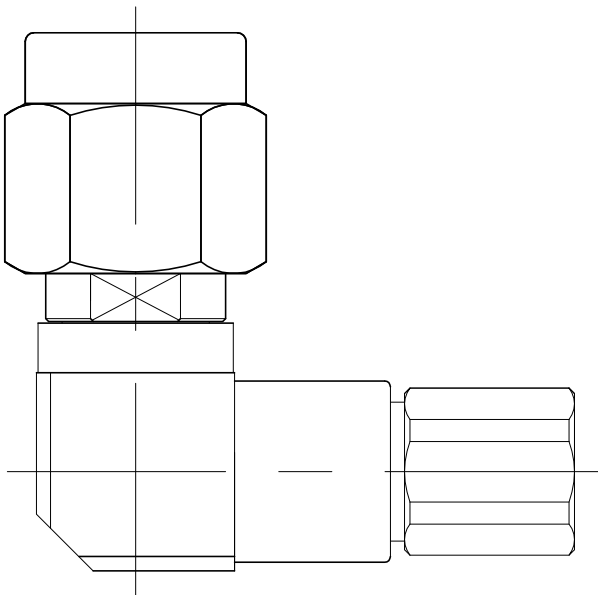
## Step 2



## Step 2

- Push Nut into cable as shown.
- Push Solder Ferrule into cable Assembly Until Bottoms as shown.
- Solder the Solder Ferrule onto the cable.
- Push Nut into Solder Ferrule as shown.

## Step 3



## Step 3

- Push cable Assembly into Body.
- Tighten nut, Fixed Body.
- Torque 12 in.lbs.