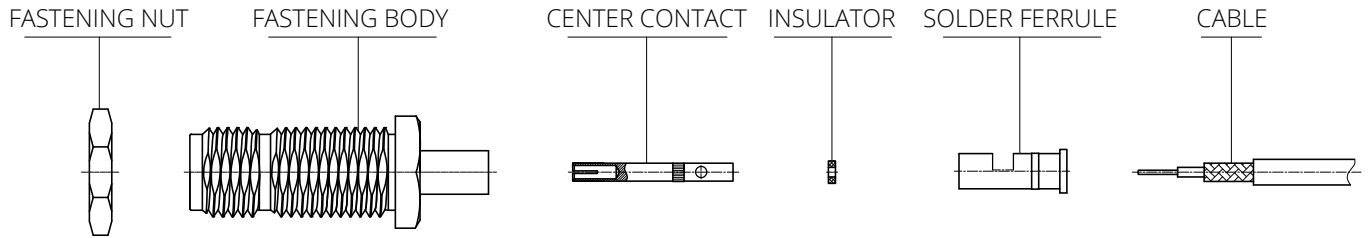
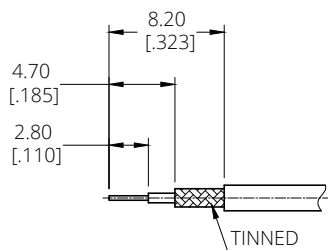


P/N: ANO 2112-1722

Description: SMA STRAIGHT FEMALE BULKHEAD SOLDER FOR 1.13MM/1.32MM/1.37MM CABLE



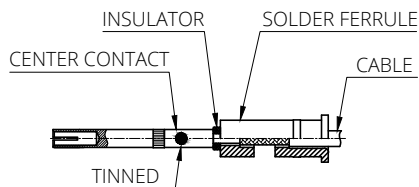
Step 1



Step 1

- a. Strip the cable as shown.
- b. Tin inner braid of cable.

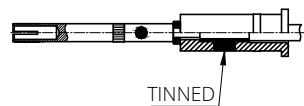
Step 2



Step 2

- a. Slide solder ferrule onto the cable.
- b. Slide insulator onto the cable.
- c. Solder center contact onto the cable.

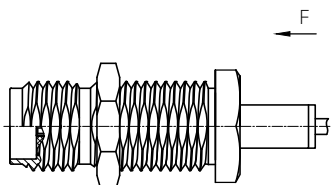
Step 3



Step 3

- a. Solder ferrule Solder onto the cable.

Step 4



Step 4

- a. Press the sub-assembly into the body until it stops.
- b. Slide fastening nut into connector body.