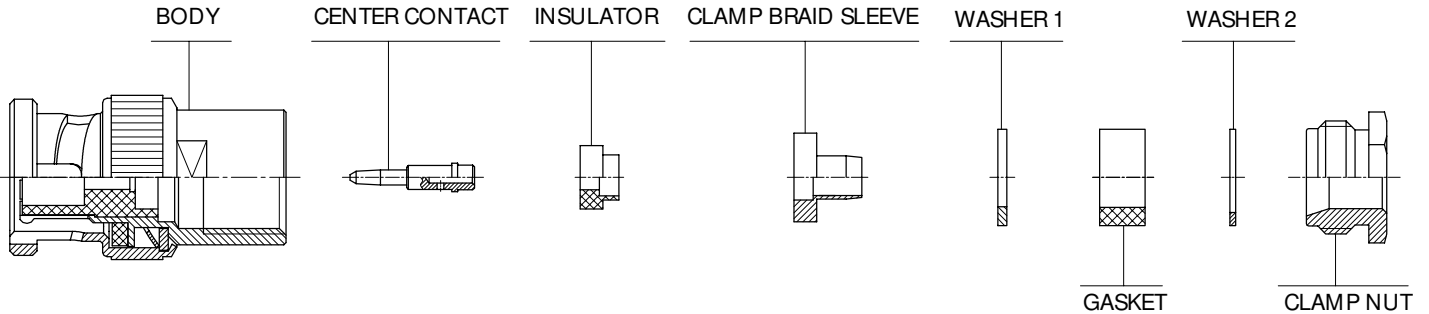
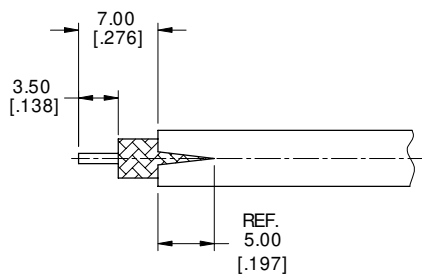


P/N: ANO 3111-2041

Description: BNC straight male clamp for LMR195/RG58 cable



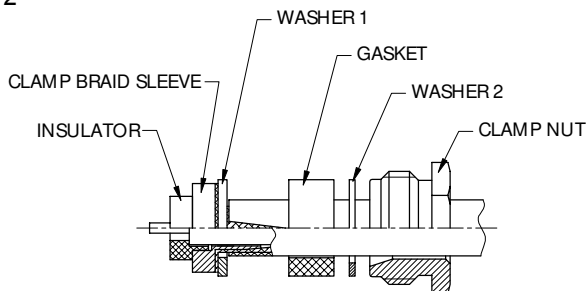
Step 1



Step 1

- a. Strip the cable as shown.
- b. Cut the jacket (one slot) apart if necessary.

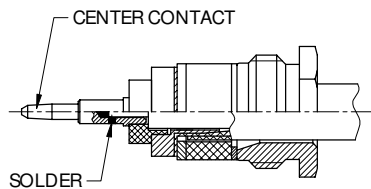
Step 2



Step 2

- a. Slide the clamp nut, washer 2, gasket onto the cable.
- b. Slide the washer 1 over braid.
- c. Slide the clamp braid sleeve under braid.
- d. Fold back braid and trim off excess of braid.
- e. Mount the insulator into the clamp braid sleeve.

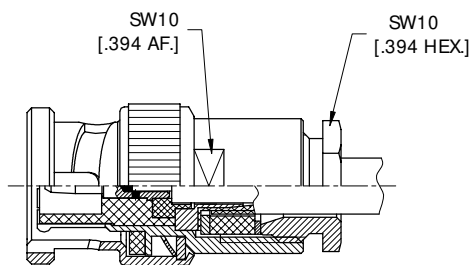
Step 3



Step 3

- a. Solder the cable inner conductor into the center contact.
- b. Slide the clamp nut over the clamp assembly.

Step 4



Step 4

- a. Screw sub-assembly into the connector body. Recommended coupling torque 150~200 N.cm.