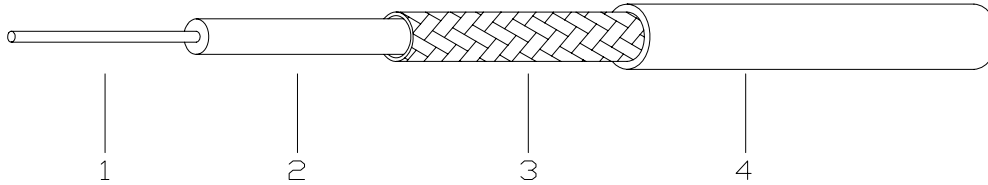


ANO MIC1.13



Construction Specification

	Material	Diameter(mm)
1.Inner Conductor	Silver Plated Copper Clad Steel	7×0.08
2.Dielectric	FEP	0.68
3.Outer Conductor	Silver Plated Copper Braid	0.88
4.Jacket	FEP	1.13

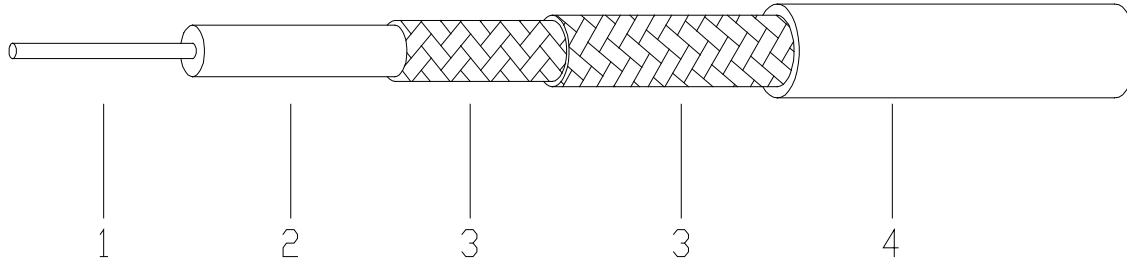
Electrical Characteristics

Capacitance(PF/m)	95.6
Impedance(ohm)	50
Velocity(%)	70
Bending Radius(mm)	4
Max.Oper Voltage(VMS)	1000
Max.Oper Frequency(MHz)	6000
Operating Temp(°C)	-55 to +200

Attenuation

Frequency(MHz)	Attenuation (dB/100m)
1000	230
2000	310
3000	390
4000	460
5000	510
6000	580

ANO Mic-1.32DS



Construction Specification

	Material	Diameter(mm)
1.Inner Conductor	Silver Plated Copper	7×0.08
2.Dielectric	FEP	0.68
3.Outer Conductor	Double Tinned Copper Braid	Nom. 1.10
4.Jacket	FEP	1.32

Electrical Characteristics & Mechanical Characteristics

Impedance(Ohm)	50
Capacitance(pF/m)	95.6
Velocity of Propagation(%)	70
Cut-off Frequency(GHz)	6
Mxa.Operating Voltage(VRMS)	1000

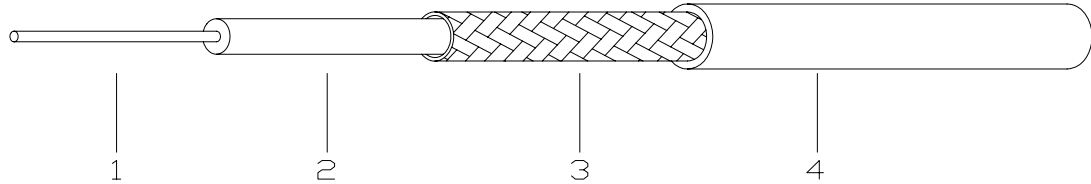
Mechanical Characteristics

Operating Temp(°C)	-55 to +200
Min. Inside Bend Radius (mm)	4
RoHS Compliant	YES

Attenuation

Frequency(GHz)	Attenuation(dB/m)
1.0	2.3
2.0	3.1
3.0	3.9
4.0	4.6
5.0	5.1
6.0	5.8

ANO MIC1.37



Construction Specification

	Material	Diameter(mm)
1.Inner Conductor	Silver Plated Copper Clad Steel	7×0.102
2.Dielectric	FEP	0.88
3.Outer Conductor	Silver Plated Copper Braid	1.10
4.Jacket	FEP	1.37

Electrical Characteristics

Capacitance(PF/m)	96
Impedance(ohm)	50
Velocity(%)	70
Bending Radius(mm)	4
Max.Oper Voltage(VMS)	1000
Max.Oper Frequency(MHz)	6000
Operating Temp(°C)	-55 to +200

Attenuation

Frequency(MHz)	Attenuation (dB/100m)
1000	160
2000	230
3000	290
4000	340
5000	400
6000	430